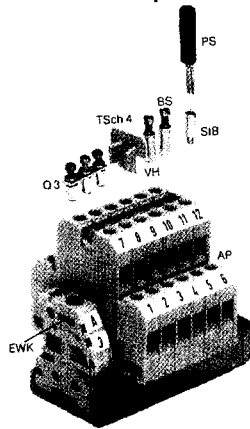




Terminal blocks with Components Indicator



DK 4 LD I
Current direction indicator



DK 4 GL I
Current indicator



AKZ 4 LD
DC voltage indicator



AKZ 4 LD
DC voltage indicator



Dimensions

Length	mm	50	50	35.5	35.5
Height (incl. TS 32/TS 35x7.5)	mm	56.5	56.5	30	30
Terminal width (+ 0.2 assembly tolerance)	mm	6	6	6	6
Insulation stripping length	mm	9	9	9	9
Connection data					
Screw connection, flexible		0.5...4mm ²	0.5...4mm ²	0.5...4mm ²	0.5...4mm ²
Solder connection, flexible		0.5...4mm ²	0.5...4mm ²	0.5...4mm ²	0.5...4mm ²
Solder connection		-	-	Up to 1.5mm ²	Up to 1.5mm ²
Wire size		#22...12 AWG	#22...12 AWG	#22...12/Solder...16 AWG	#22...12/Solder...16 AWG
VDE rated data					
Current of through-busbar		20mA	1A	10A	10A
Cross-section		4mm ²	4mm ²	4mm ² / 1.5mm ²	4mm ² / 1.5mm ²
Permissible current range		2...20mA	0.1...1A	-	-
LED current		-	-	≤ 5mA	≤ 5mA
Voltage (other versions on request)		3...250VAC / VDC	3...250VAC / VDC	24VDC	24VDC

Indicator (other versions on request)

	LED	Red and green	Incandescent lamp	Red	Green
--	-----	---------------	-------------------	-----	-------

Ordering data

Type		DK 4 LDI	DK 4 GLI		
Cat. No.	for TS 32	116476	111106		
Type		DK 4 LDI/35	DK 4 GLI/35		
Cat. No.	for TS 35	116486	111116		
Type				AKZ 4 LD	AKZ 4 LD
Cat. No.	for TS 35			63946 Red	63936
				63956 Yellow	
				802252 Green	
				TS 15 11750	

Accessories


		Type	Cat. No.	Type	Cat. No.	Type	Cat. No.	Type	Cat. No.
Mounting rail (2m long)	TS 15								
	TS 32	TS 32	12280	TS 32	12280				
	TS 35	TS 35	38340	TS 35	38340				
End bracket (thickness mm)	for TS 32 EWK 1 (8.5)	EWK 1	20616	EWK 1	20616	EW 15	38286	EW 15	38286
	for TS 35 EW 35 (8.5)	EW 35	38356	EW 35	38356				
End plate (thickness mm)	AP PA (1.5)	AP PA	35926	AP PA	35926	AP PA	29446	AP PA	29446
Small partition	TSch 4	TSch 4	36336	TSch 4	36336	TSch 4	36336	TSch 4	36336
Socket for test plug						SIB 8.5	21570	SIB 8.5	21570
Test plug (pin diameter)						PS	18040	PS	18040
Jumpers (preassembled)	2-pole					Q 2	33640	Q 2	33640
	3-pole					Q 3	33650	Q 3	33650
	4-pole					Q 4	33660	Q 4	33660
	10-pole					Q 10	36860	Q 10	36860
Switchable jumpering bracket						VL 2	44670	VL 2	44670
Connection sleeve						VH 10	44660	VH 10	44660
Fixing screw						BS M 2.5x14	26680	BS M 2.5x14	26680
Jumpering bridge		QB 2*	48270	QB 2*	48270				
		QB 3*	48280	QB 3*	48280				
		QB 4*	48290	QB 4*	48290				
		QB 75 bare	52640	QB 75 bare	52640	QB 75 bare	52640	QB 75 bare	52640
		Insulation profile	52670	Insulation profile	52670	Insulation profile	52670	Insulation profile	52670
Jumpering bracket									

*When using QB conductor connection, max 2.5mm²

DLI 2.5 LD/35 PNP




DLI 2.5 LD/35 NPN



KDKS 1/EN

Fuse cartridge 5 x 20/5 x 25
Power **ON** indicator



AC model



DC model

Dimensions		DLI 2.5 LD/35 PNP	DLI 2.5 LD/35 NPN	KDKS 1/EN			
Length	mm	65	65				
Height (incl. TS 32/TS 35x7.5)	mm	- / 49	- / 49				
Terminal width (+ 0.2 assembly tolerance)	mm	6	6	8			
Insulation stripping length	mm	7	7	9			
Connection data							
Screw connection, solid		0.5...2.5mm ²	0.5...2.5mm ²	0.5...4mm ²			
Screw connection, flexible		0.5...2.5mm ²	0.5...2.5mm ²	0.5...4mm ²			
Wire size		#22...14 AWG	#22...14 AWG	#22...12 AWG			
VDE rated data							
Current of through-busbar		20A	20A	10A			
Cross-section		2.5mm ²	2.5mm ²	4mm ²			
Permissible current range		-	-				
LED current		≤ 5mA	≤ 5mA	≤ 2mA			
Voltage (other versions on request)		5...30VDC	5...30VDC	24...230V (depending on terminal)			
Ordering data							
Type	for TS 35 <input type="checkbox"/>	DLI 2.5 LD/35 PNP	DLI 2.5 LD/35 NPN	24VDC KDKS 1 814645 9134531111			
Cat. No.	Red LED	131346	131356	48VDC KDKS 1 814895			
	Yellow LED	801036		115VDC KDKS 1 814896			
	Green LED	134436	134446	230VDC KDKS 1 814894			
Block of 10 (with built-in cross-connections)				24VAC KDKS 1 814893 9134521111			
				48VAC KDKS 1 814892			
				115VAC KDKS 1 814284 9134551111			
				230VAC KDKS 1 814891 9134561111			
Cat. No.	Red LED	147306	147286	Mountable on			
	Green LED	147296	147276	TS 32 and TS 35 Din Rail			
Accessories		Type	Cat. No.	Type	Cat. No.	Type	Cat. No.
Mounting rail (2m long)	for TS 15 <input type="checkbox"/>	-	-	-	-	TS 32	12280
	for TS 32 <input type="checkbox"/>					TS 35 x 7.5	38340
	for TS 35 <input type="checkbox"/>	TS 35	38340	TS 35	38340	TS 35 x 15	49800
End bracket (thickness mm)	for TS 32 EWK 1 (8.5)					EWK 1	20616
	for TS 35 EW 35 (8.5)	EW 35 (8.5)	38356	EW 35 (8.5)	38356	EW 35	38356
End plate (thickness mm)	AP PA (1.5)	AP PA	131326	AP PA	131326	AP PA	950333
Small partition	TSch 4						
Socket for test plug							
Test plug (pin diameter 2.3mm)							
Jumpers (preassembled)	2-pole	Q 2	131250	Q 2	131250		
	3-pole	Q 3	131260	Q 3	131260		
	4-pole	Q 4	131270	Q 4	131270		
	10-pole	Q 10	131310	Q 10	131310		
Jumpering bridge							
Jumper barlink (2 pole)		QL 2	139950	QL 2	139950		

DLI 2.5/35/10 = Block of 10 with built-in jumpers