

Part/Keyword Search



Detailed Drawing



Printer Friendly Datasheet

TN9318 / SN9318*

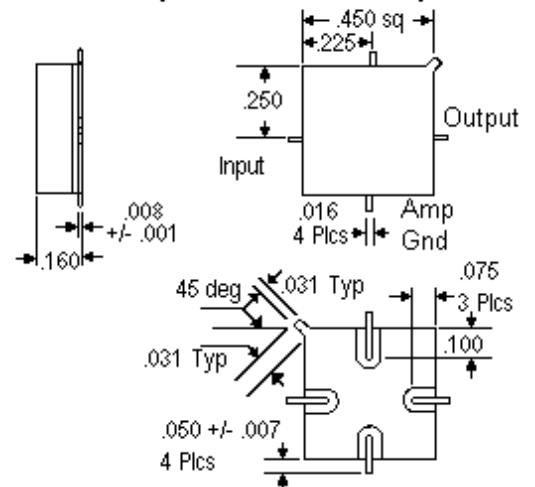
* Part number for additional environmental screening.

Performance Data

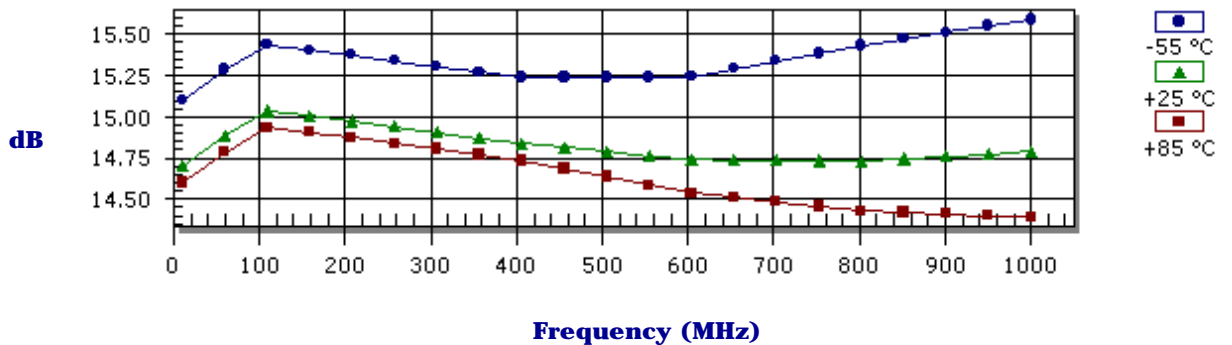
Frequency	10.0 - 1000.0 MHz
Gain	14.7 dB Typical 13.5 dB Min
Noise Figure	3.8 dB Typical 5.5 dB Max
P _{1dB}	16.0 dBm Typical 14.5 dBm Min
3 rd Order Intercept	30.0 dBm Typical
2 nd Order Intercept	42.0 dBm Typical
VSWR	1.5/2.0 Input Typ/Max 1.5/2.0 Output Typ/Max
Reverse Isolation	-18.5 dB Typical -17.0 dB Min
Power Supply	15.0 Volts 47.0 mA
Operating Temperature	-55.0 - 85.0 °C

Package Drawing

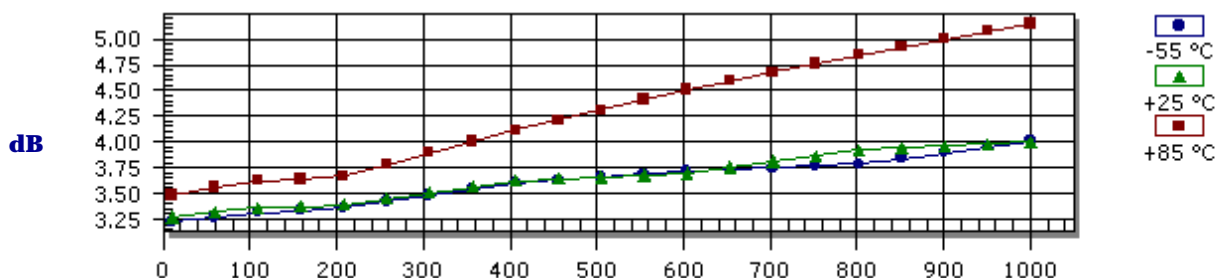
SM-3 (Surface Mount)



Gain

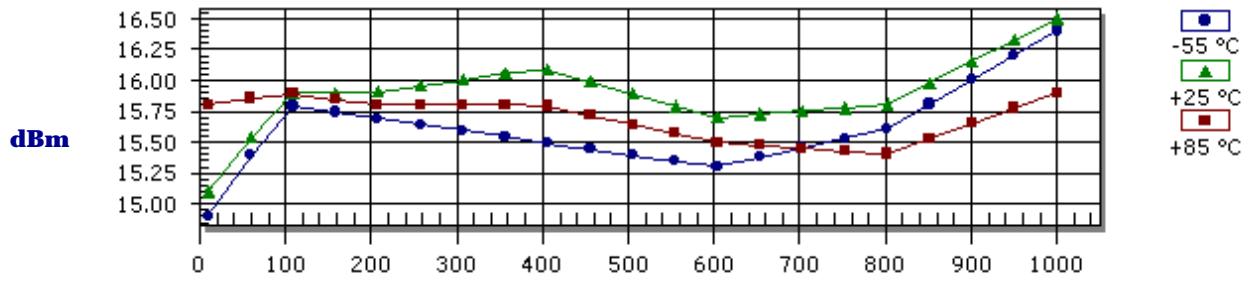


Noise Figure



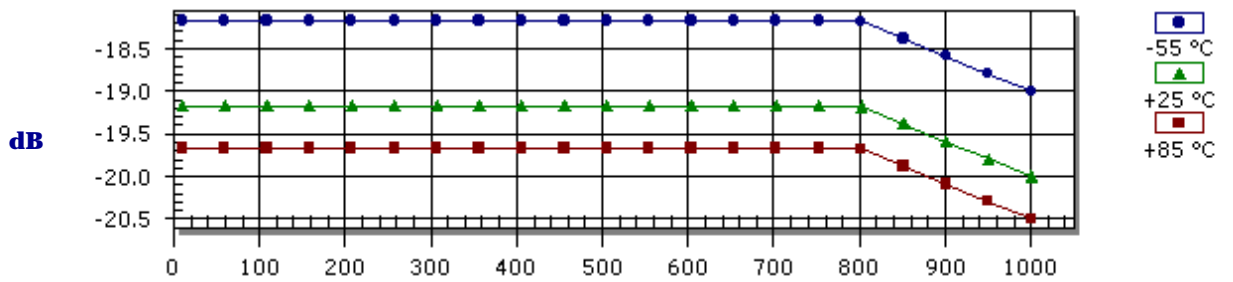
Frequency (MHz)

P_{1dB} Compression Point



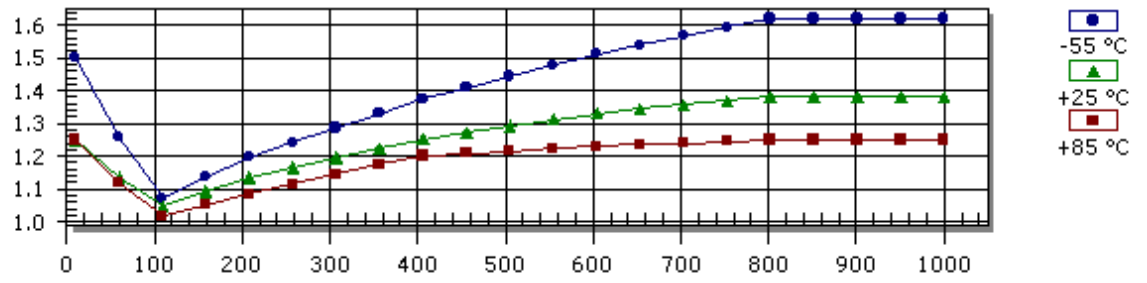
Frequency (MHz)

Reverse Isolation



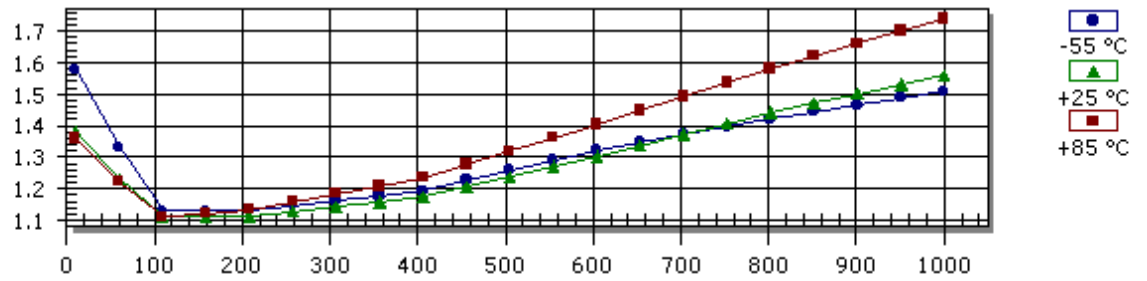
Frequency (MHz)

Input VSWR



Frequency (MHz)

Output VSWR



Frequency (MHz)

S-Parameters

Frequency	S11 Mag	S11 Ang	S21 Mag	S21 Ang	S12 Mag	S12 Ang	S22 Mag	S22 Ang
10.0	0.110	-78.00	5.430	-170.00	0.110	11.00	0.160	116.00
100.0	0.020	117.00	5.650	167.00	0.110	-2.00	0.050	84.00
200.0	0.060	82.00	5.610	152.00	0.110	-6.00	0.050	54.00
400.0	0.110	51.00	5.520	123.00	0.110	-15.00	0.080	-6.00
600.0	0.140	24.00	5.460	94.00	0.110	-22.00	0.130	-54.00
800.0	0.160	-10.00	5.450	65.00	0.110	-27.00	0.180	-96.00
1000.0	0.160	-61.00	5.490	34.00	0.100	-32.00	0.220	-139.00

Absolute Maximum Conditions

Maximum Operating Temperature	-55.0 - 100.0 °C	Maximum Storage Temperature	-62.0 - 125.0 °C
Maximum Case Temperature	125.0 °C	Maximum Supply Voltage	18.0 Volts
Continuous RF Input Power	13.0 dBm	Short Term RF Input Power (1 minute max)	50.0 mW
Maximum Peak Power (3 µsec max)	0.5 W		

Amplifonix | 2707 Black Lake Place | Philadelphia, PA 19154
Tel: 215.464.4000 | FAX: 215.464.4001 | Email: info@amplifonix.com

i2 Technologies US, Inc.

HTML Pages converted to PDF Document

This document contain component information from the manufacturer's website which are not available in a revision controlled document from the manufacturer. To facilitate the addition of these parts into the Electronics Database, we are converting the HTML pages related to that part, from the manufacturer's website into Adobe PDF format. The contents of this document is based on the information provided on the manufacturer's website, therefore the information may have been changed by the manufacturer since this was created.

