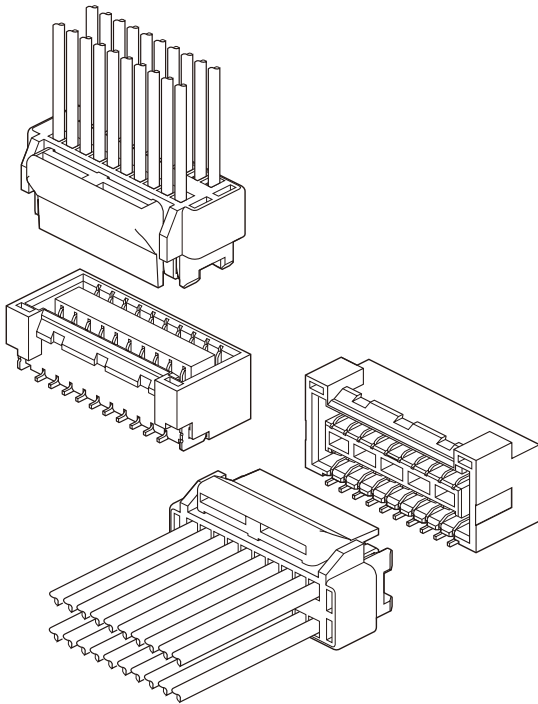


GHD CONNECTOR



1.25mm pitch/Disconnectable Crimp style connectors



To meet the requirement of the high density mounting on PC board of flat panel TV, AV equipments etc., this connector is designed to the double-row type of 1.25mm pitch. Its operability is very well, in spite of the small size.

- Secure locking structure
- Low insertion force
- Prevention of contact deformation
- Suction area for picking up

Specifications

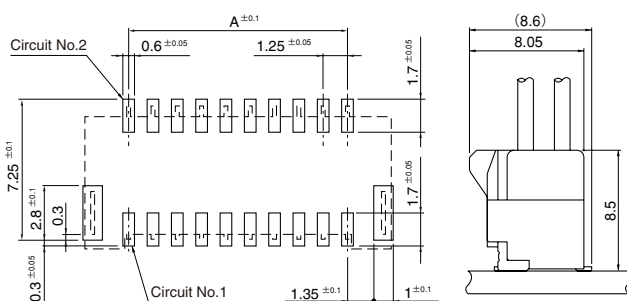
- Current rating: 1.0A AC, DC (AWG #26)
- Voltage rating: 50V AC, DC
- Temperature range: -25°C to +85°C
(including temperature rise in applying electrical current)
- Contact resistance:
 - Initial value/Top entry type: 30m Ω max.
 - Side entry type: 50m Ω max
 - After environmental testing/Top entry type: 50m Ω max.
 - Side entry type: 70m Ω max
- Insulation resistance: 100M Ω min.
- Withstanding voltage: 500V AC/minute
- Applicable wire: Conductor size/AWG #30 to #26
Insulation O.D./0.8 to 1.0mm
- * Compliant with RoHS.
- * Refer to "General Instruction and Notice when using Terminals and Connectors" at the end of this catalog.
- * Contact JST for details.

Standards

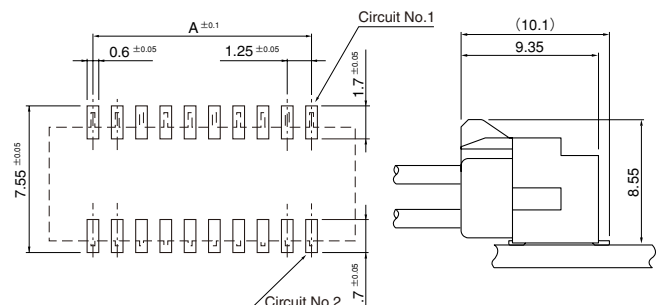
Recognized E60389

PC board layout and Assembly layout

Top entry type



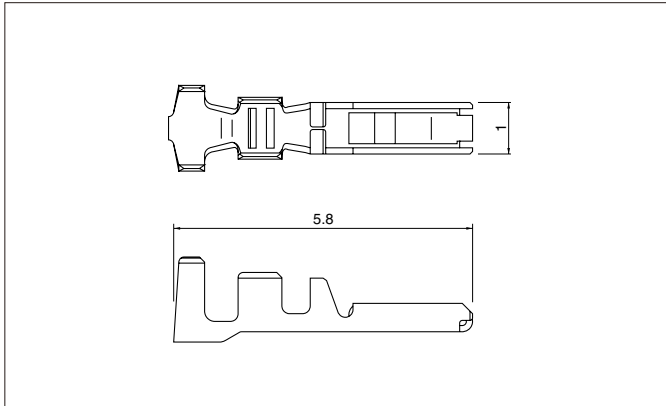
Side entry type



Note: 1. Tolerances are non-cumulative: ±0.05mm for all centers.
2. The dimensions above should serve as a guideline. Contact JST for details.

GHD CONNECTOR

Contact



Model No.	Applicable wire		Insulation O.D. (mm)	Q'ty / reel
	mm ²	AWG#		
SGHD-002GA-P0.2	0.05~0.13	30~26	0.8~1.0	20,000

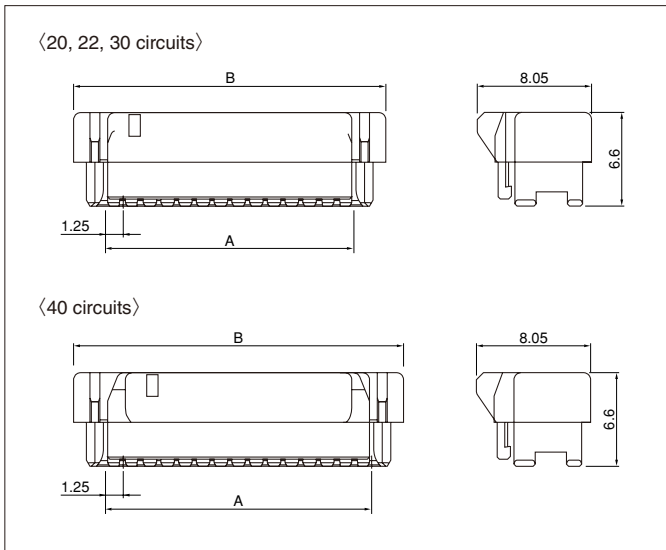
Material and Finish

Phosphor bronze, nickel-undercoated, selective gold-plated

RoHS compliance

Contact	Crimping machine	Applicator		
		Crimp applicator	Dies	Crimp applicator with dies
SGHD-002GA-P0.2	AP-K2N	MKS-L-10-3	MK/SSHL-002-02	APLMK SSSL002-02
		—	—	—

Housing



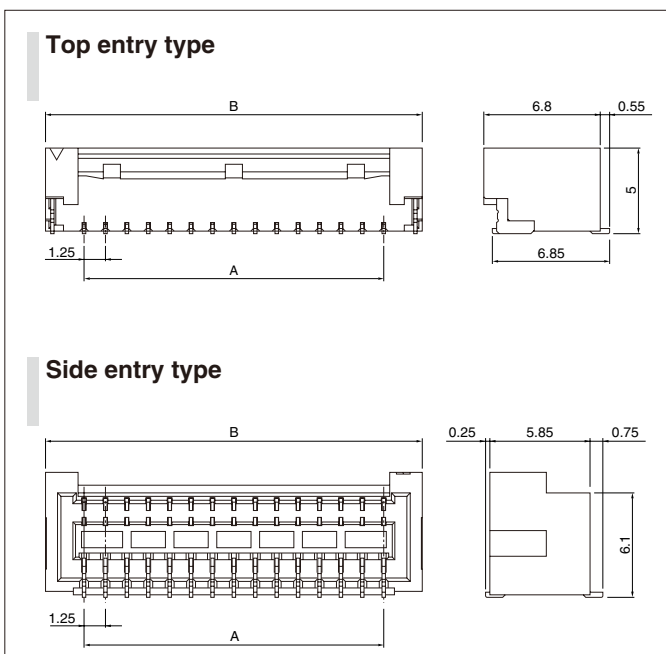
Circuits	Model No.	Dimensions (mm)		Q'ty / box
		A	B	
20	GHDR-20V-S (F)	11.25	15.75	1,000
22	GHDR-22V-S (F)	12.50	17.00	1,000
30	GHDR-30V-S (F)	17.50	22.00	1,000
40	GHDR-40V-S (F)	23.75	28.25	1,000

Material

PBT, UL94V-0, natural (white)

RoHS compliance

Shrouded header



Circuits	Model No.	Dimensions (mm)		Q'ty / reel
		A	B	
20	BM20B-GHDS-G-TF	11.25	15.75	1,250
22	BM22B-GHDS-G-TF	12.50	17.00	1,250
30	BM30B-GHDS-G-TF	17.50	22.00	1,250
40	BM40B-GHDS-G-TF	23.75	28.25	1,250

Material and Finish

Contact: Phosphor bronze, nickel-undercoated, selective gold-plated
Housing: PA 9T, UL94V-0, natural (ivory)
Reinforcement: Brass, copper-undercoated, tin-plated

RoHS compliance This product displays (LF)(SN) on a label.

Circuits	Model No.	Dimensions (mm)		Q'ty / reel
		A	B	
20	SM20B-GHDS-GAN-TF	11.25	15.75	900
22	SM22B-GHDS-GAN-TF	12.50	17.00	900
30	SM30B-GHDS-GAN-TF	17.50	22.00	900

Material and Finish

Contact: Phosphor bronze, nickel-undercoated, selective gold-plated
Housing: LCP, UL94V-0, natural (ivory)

RoHS compliance