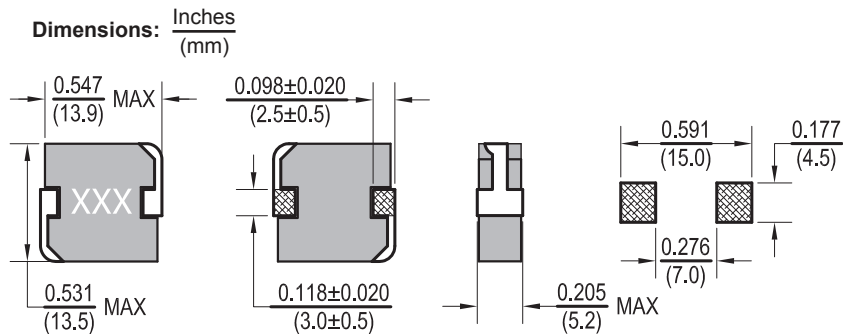





Power Choke High Current

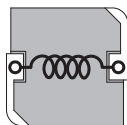
PCHC125P



Allied Part Number	Inductance (μH)	Tolerance (%)	Test Freq. KHz, 1v	DCR ($\text{m}\Omega$) Max	Isat (A)	I _{rms} (A) Max.
PCHC125P-R47M-RC	0.47	20	100	1.3	65	38
PCHC125P-R68M-RC	0.68	20	100	1.7	54	34
PCHC125P-1R0M-RC	1.00	20	100	2.5	50	29
PCHC125P-1R5M-RC	1.50	20	100	4.1	48	23
PCHC125P-2R2M-RC	2.20	20	100	5.5	32	20
PCHC125P-3R3M-RC	3.30	20	100	9.2	32	15
PCHC125P-4R7M-RC	4.70	20	100	15	27	12
PCHC125P-6R8M-RC	6.80	20	100	18.5	21	11
PCHC125P-100M-RC	10	20	100	25.5	16	9

All specifications subject to change without notice.

Schematic



Features

- Magnetically shielded construction
- High saturation current up to 65A
- Expanded operating temp range
- Low DC Resistance
- Suitable for pick and place

Electrical

Inductance Range: .47 μH to 10 μH

Additional values available

Tolerance: 20% over entire range, Available in tighter tolerances

Test Frequency: 100KHz, 1.0Vdc

Operating Temp: -55°C ~ +125°C

Storage Temp: -55°C ~ +125°C

Temp Rise: $\Delta T=40^\circ\text{C}$ Typical at rated I_{rms} without core loss.

Part temperature should not exceed 125°C including temperature rise.

Inductance Drop: 20% typical at rated Isat

Resistance to Soldering Heat

Pre-Heat 150°C, 1 minute.

Solder Composition: Sn/Ag3.0/Cu0.5

Solder Temp: 260°C \pm 5°C

Immersion Time: 10 sec. \pm 1 sec.

Test Equipment

(L): HP4284A LCR meter or equivalent

(DCR): CH16502, Agilent 33420A Mico-Ohm Meter

IDC: 3260B WK & DC Bias 3265BWK

Physical

Packaging: 500 pieces per 13 inch reel.

Marking: EIA Inductance Code