

Federgehäuse
Housings


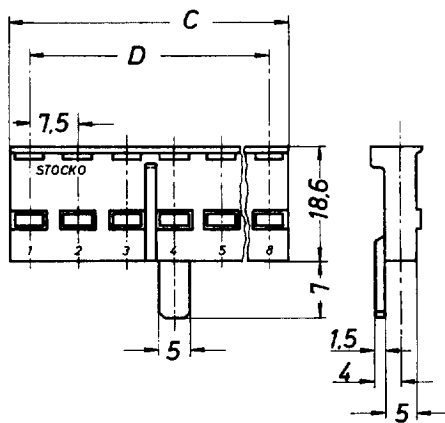

Serie MKH 9200 mit Crimpanschluß*
Series MKH 9200 with crimp connection*

Polzahl Positions	Artikel-Nummer Part number	Codiernase auf Kammer Position of polarizing peg	Abmessungen C Dimensions C	Abmessungen D Dimensions D
2	MKH 9202 - 1 - 0 - 200	2	13,5	7,5
2	MKH 9202 - 1 - 1 - 200	1	13,5	7,5
3	MKH 9203 - 1 - 0 - 300	1	21,0	15,0
5	MKH 9205 - 1 - 0 - 500	3	36,0	30,0
5	MKH 9205 - 1 - 1 - 500	4	36,0	30,0
5	MKH 9205 - 1 - 2 - 500	1	36,0	30,0
5	MKH 9205 - 1 - 3 - 500	5	36,0	30,0
6	MKH 9206 - 1 - 0 - 600	4	43,5	37,5
6	MKH 9206 - 1 - 1 - 600	1	43,5	37,5
7	MKH 9207 - 1 - 0 - 700	4	51,0	45,0
8	MKH 9208 - 1 - 0 - 800	8	58,5	52,5
8	MKH 9208 - 1 - 1 - 800	4	58,5	52,5

* für Kontaktstifte Ø 1 mm, siehe Seite 23.
* for contact pins Ø 1 mm, see page 23.

Crimpfedern
Crimp contacts

Artikel-Nummer Part number	Leiterquerschnitt Wire size	Lieferform Supply condition
RFB 7915 R 1-0,75	0,75-1 mm ²	Bandform / chain form
RFB 7915.001 R 1-1,5	1-1,5 mm ²	Bandform / chain form
RF 7915.004 R 1-0,75	0,75-1 mm ²	lose / loose
RF 7915.005 R 1-0,75	0,75-1 mm ²	lose, paarweise verbunden / loose, combined in pairs



RF 7915.005 R 1-0,75