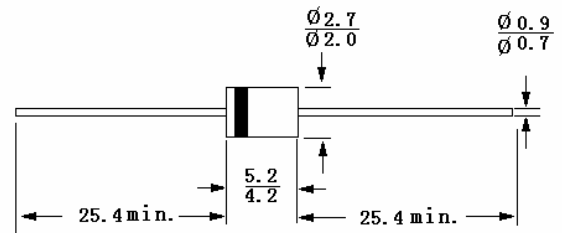




Features

- Plastic package has Underwriters Laboratory Flammability Classification 94V-0.
- High surge capability
- Low forward voltage, high current capability
- Hermetically sealed
- Super-fast recovery times
- Low leakage

DO-41



Dimensions in mm

Mechanical Data

- **Case:** DO-41 molded plastic
- **Terminals:** Axial Leads, solderable per MIL-STD-202, method 208 guaranteed
- **Polarity:** Colored band denotes cathode end
- **Mounting position:** Any

Absolute Maximum Ratings and Characteristics

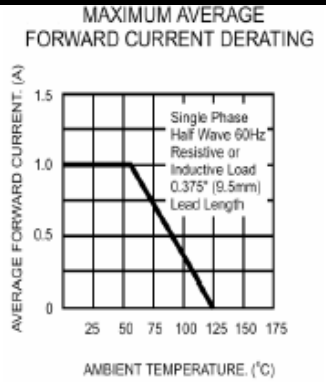
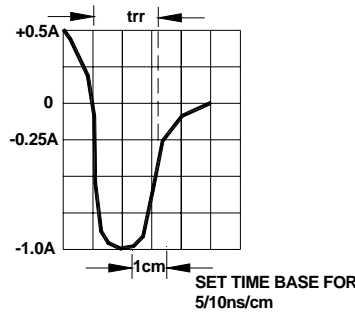
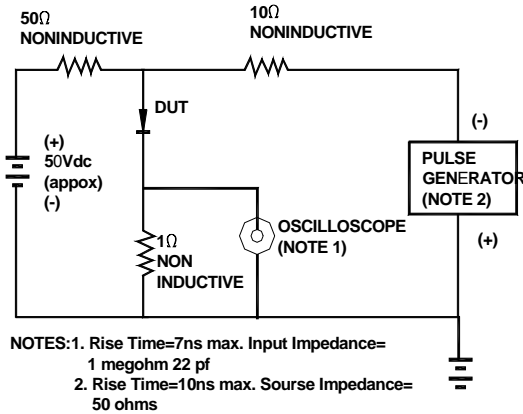
Rating at 25°C ambient temperature unless otherwise specified. Single phase, half wave, 60Hz, resistive or inductive load, for capacitive load, derate current by 20%.

	Symbols	SF11	SF12	SF13	SF14	SF15	SF16	SF18	Unit
Maximum Recurrent Peak Reverse Voltage	V_{RRM}	50	100	150	200	300	400	600	V
Maximum RMS Voltage	V_{RMS}	35	70	105	140	210	280	420	V
Maximum DC Blocking Voltage	V_{DC}	50	100	150	200	300	400	600	V
Maximum Average Forward Rectified Current 0.375" (9.5mm) Lead Length at $T_A = 55^\circ\text{C}$	$I_{(AV)}$	1.0							A
Peak Forward Surge Current 8.3ms single half sine-wave superimposed on rated load (JEDEC method)	I_{FSM}	30							A
Maximum Forward Voltage at 1.0A	V_F	0.95			1.25		1.7		V
Maximum Reverse Current $T_a = 25^\circ\text{C}$ at Rated DC Blocking Voltage $T_a = 100^\circ\text{C}$	I_R	5.0 500							μA
Maximum Reverse Recovery Time (note1)	T_{RR}	35						50	nS
Typical Junction Capacitance(note2)	C_J	50				25			pF
Typical Thermal Resistance(note3)	$R_{\theta JA}$	50							$^\circ\text{C/W}$
Operating Junction Temperature	T_J	-55 to +150							$^\circ\text{C}$
Storage Temperature Range	T_S	-55 to +150							$^\circ\text{C}$

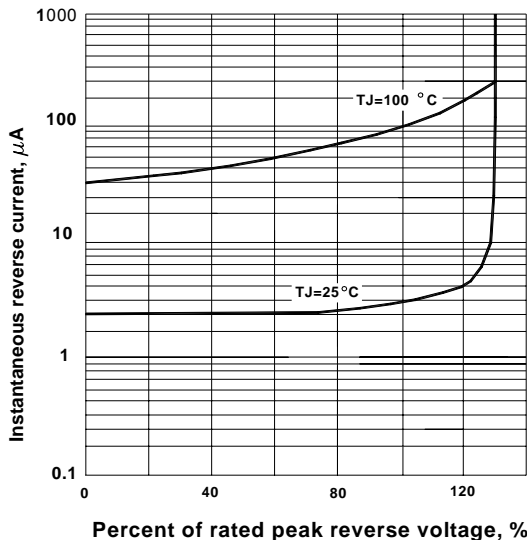
Notes: 1.Reverse recovery test conditions: $I_F = 0.5\text{A}$, $I_R = 1.0\text{A}$, $I_{RR} = 0.25\text{A}$

2.Measured at 1.0MHz and applied reverse voltage of 4.0V

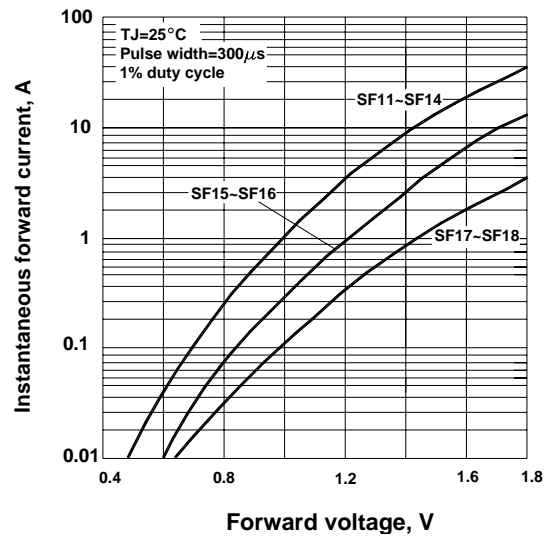
3.Thermal resistance from junction to ambient 0.375" (9.5mm) lead length P.C.B mounted.



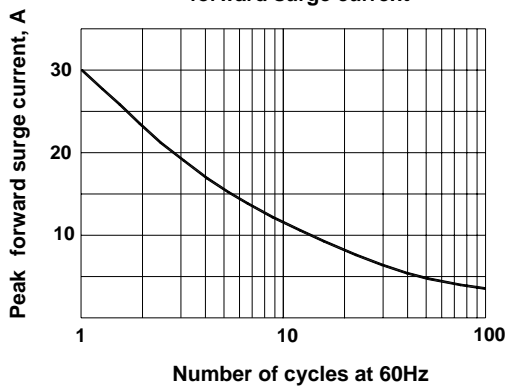
Typical reverse characteristics



Typical forward characteristics



Maximum non-repetitive forward surge current



Typical junction capacitance

