

# BEAD Filter

## Features

- Available in various configurations to conform to the wiring materials in use the characteristics as required.
- Absorbs noise effectively because of the impedance over 30Ω in high frequency band.
- Automatic insertion type of taping is available.
- An invention patented article Korea, Japan, U.S.A, U.K, Taiwan, Germany, Sweden, Italy.

## Applications

- Computers and peripheral equipment, word processors, facsimiles.
- Digital controlled equipment and electronic type writer, program controllers.
- Automotive engine control units, car electronics.
- TVs, VCRs, electronic music instruments, video games etc.

## How to Order(Product Identification)

**BF S 3550 R 2 F**



### 1 Type

BEAD Filter

### 2 Beads Shape Code

S	D	W	R
Single Bead	Double Bead	Wide Bead	Ferrite Core

### 3 Physical Dimensions

Unit : mm

Single & Double Type				Wide Type		Ferrite Core Type	
Code	Size O.D×L	Code	Size O.D×L	Code	Size O.D×L	Code	Size O.D×L×I.D
2070	2.0×7.0	3565	3.5×6.5	7555	7.5×5.5	601009	6.0×10×0.9
2550	2.5×5.0	3580	3.5×8.0				
3550	3.5×5.0	3510	3.5×10.0				
3557	3.5×5.7	3512	3.5×12.0				
3560	3.5×6.0	3514	3.5×14.0				

[ O.D : Out Diameter, L : Length, W : Width, I.D : Inner Diameter ]

**4 Leaded Type**

A : Axial Leaded R : Radial Leaded

**5 Leaded Pitch**

0 : Straight 2 : 5mm Pitch

**6 Packing Style**

Code	Packing	Code	Packing
B	Bulk Packing	F	Taping Type Flat Pack(Radial)
S	Taping Type Flat Pack(Axial 26mm)	L	Taping Type Flat Pack(Axial 52mm)

**Specifications**

Testing frequency : at 100MHz,an exception SPEC : BFS 3557 A0. BFS 3560 A0 at 10MHz

Spec	z (Ω)		DC Resistance (mΩ)	Insulation (At DC 100V, MΩ)	Allowable DC Current (A Max.)
	Min.	Typical			
BFD 2070 R2	120	150	10	1	3
BFS 2550 A0	50	65	10	1	3
BFS 2550 R2	50	65	10	1	3
BFD 2550 R2	100	130	10	1	3
BFS 3550 A0	65	70	10	1	6
BFS 3550 R2	65	70	10	1	6
BFD 3550 R2	130	140	10	1	6
BFS 3557 A0	31.5	45	10	1	6
BFS 3560 A0	31.5	45	10	1	6
BFS 3565 A0	80	100	10	1	6
BFS 3565 R2	80	100	10	1	6
BFD 3565 R2	160	200	10	1	6
BFS 3580 A0	103	120	10	1	6
BFS 3580 R2	103	120	10	1	6
BFD 3580 R2	206	240	10	1	6
BFS 3510 A0	120	150	10	1	6
BFS 3510 R2	120	150	10	1	6
BFD 3510 R2	240	300	10	1	6
BFS 3512 A0	148	180	10	1	6
BFS 3512 R2	148	180	10	1	6
BFD 3512 R2	296	360	10	1	6
BFS 3514 A0	170	210	10	1	6
BFS 3514 R2	170	210	10	1	6
BFD 3514 R2	340	420	10	1	6
BFW 7555 R2	90	120	10	1	6
BFR601009C8ND	280	350	50	1	6
BFR601009C8NE	360	450	50	1	6
BFR601009C8NF	440	550	50	1	6
BFR601009C8NG	520	650	50	1	6

**Electrical Characteristics Test Method**

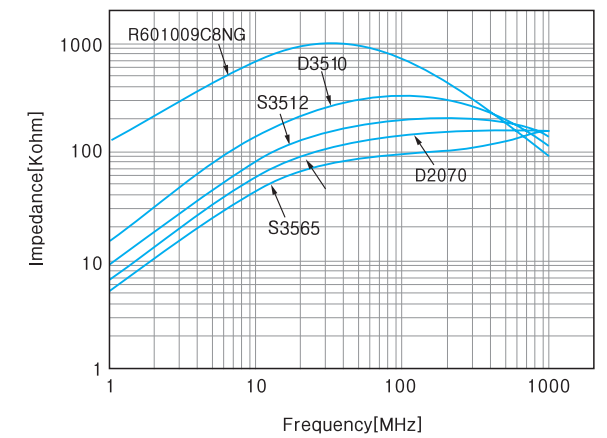
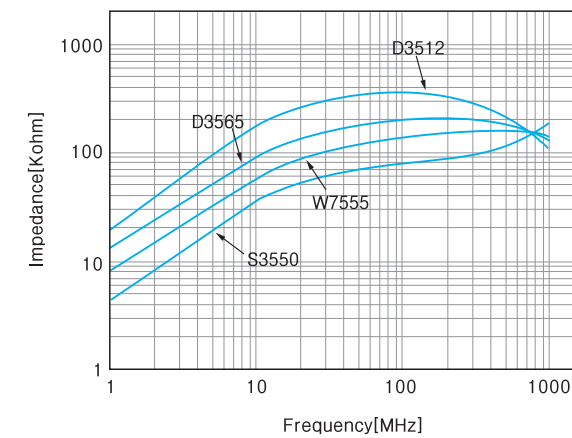
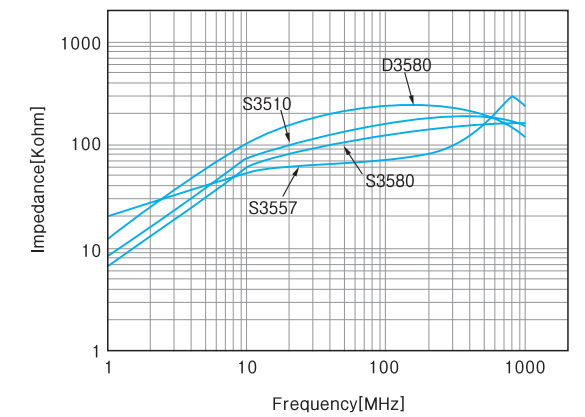
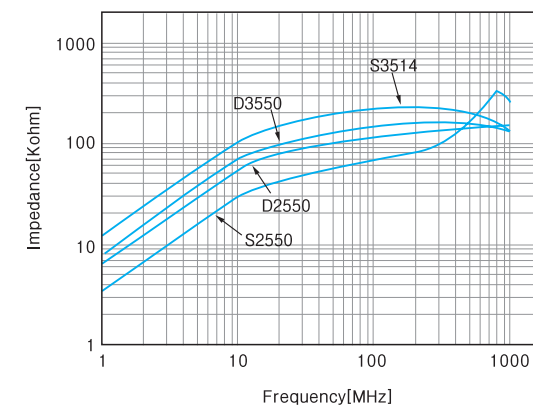
**1. Impedance(|Z|)**

Refer to article |Z|-f Characteristics(Measurement : Impedance Analyzer)

**2. Insulation Resistance Test**

Insulation resistance test between core and wire shall be measured H.P 4339B Insulation Resistance Meter Insulation Resistance : 1MΩ, Min. ↑ (At DC 100V, 60Sec)

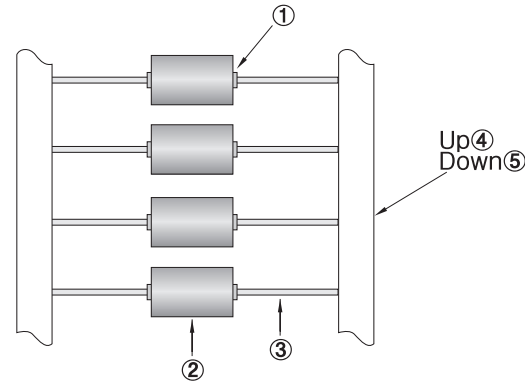
**|Z|-f Characteristics**



Material Certificate

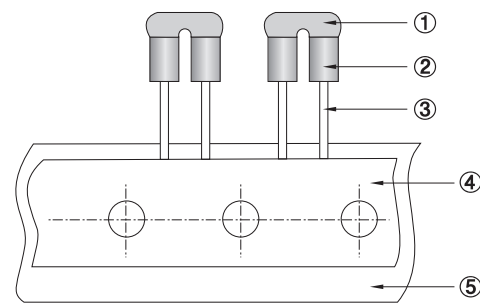
※ We guarantee that the same material above used

Axial



No.	Component Parts	Material	Remark
①	Epoxy Bond	Uni Bond Orange	Lead free
②	Ferrite Core	Ni-Zn Material	Lead free
③	Lead-Wire	Sn 100% Plat on Copper Wire(0.6 $\phi$ )	Lead free
④	Marking Tape	Width 5.8mm	Lead free
⑤	Paper Tape	Width 6.0mm	Lead free

Radial



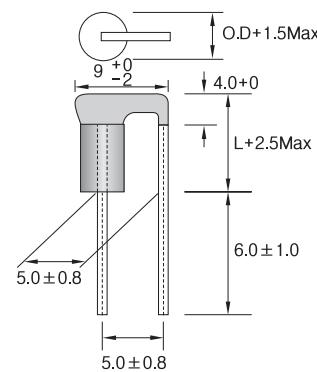
No.	Component Parts	Material	Remark
①	Epoxy Bond	ECP-200 Orange	Lead free
②	Ferrite Core	Ni-Zn Material	Lead free
③	Lead-Wire	Sn 100% Plat on Copper Wire(0.6 $\phi$ )	Lead free
④	Marking Tape	Heating Tape	Lead free
⑤	Hard Paper	18mm x 0.38mm	Lead free

Shape & Dimensions

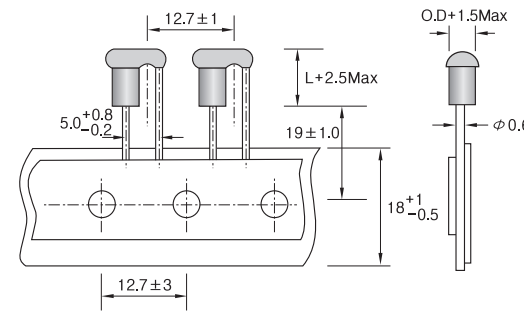
Radial Type



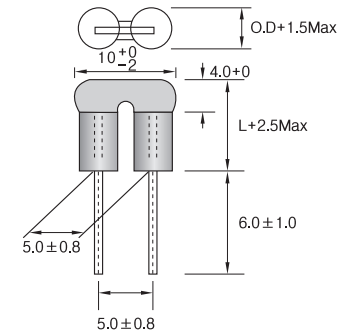
BFS R2B Type



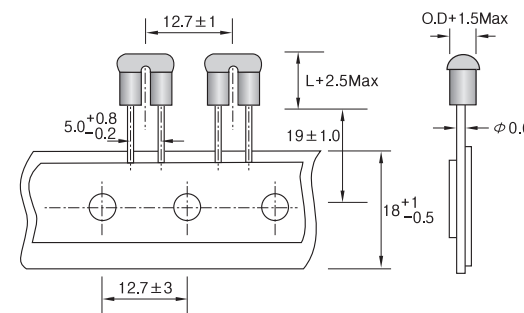
BFS R2F Type



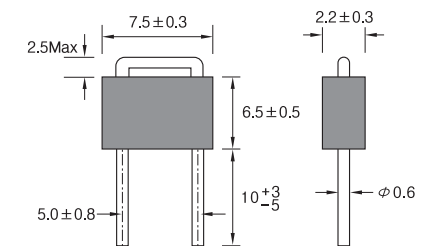
BFD R2B Type



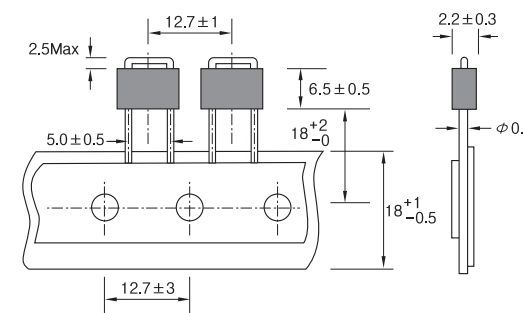
BFD R2F Type



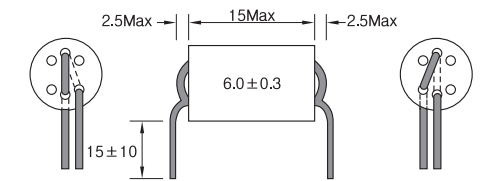
BFW R2B Type



BFW R2F Type

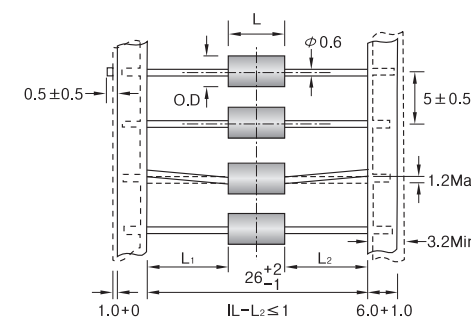


BFR 6010 Type



Axial Type

BFS A0S Type



BFS A0L Type

