

6

5

4

3

2

1

MATERIAL AND FINISH

Insulator: PBT Valox 420-SEO, UL 94V-0 rated.  
Pin contact: Phosphor bronze, Silver plated.  
Earth terminals: Brass, Pb10% Sn90% plated.

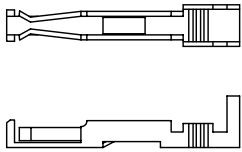
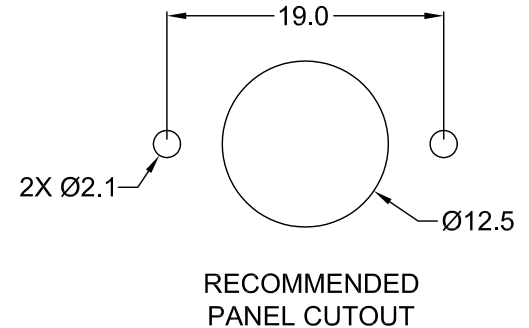
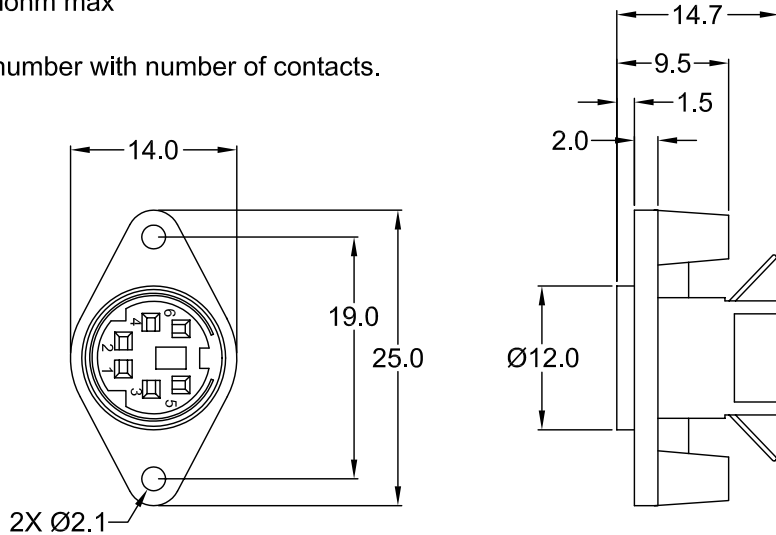
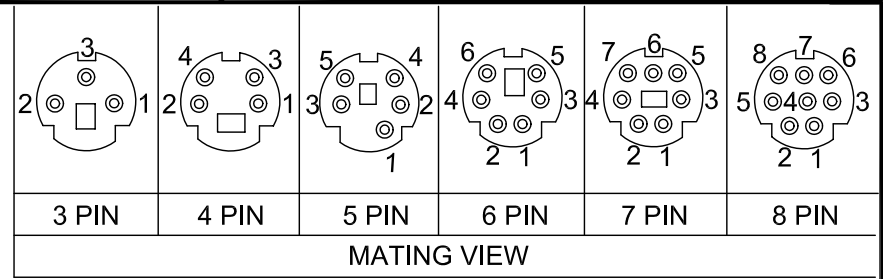
MECHANICAL SPECIFICATIONS:

Insertion force: 4.5 Kg. Max.  
Withdrawal force: 0.9 Kg to 3 Kg.

ELECTRICAL SPECIFICATIONS:

Rated current: 1A MAX @ 100VAC  
2A MAX @ 12 VDC  
Insulation resistance: 50 Mohm MIN @ 250VDC  
Dielectric withstanding voltage: 250VAC for one minute  
Contact resistance: 30 mohm max

Note: Replace X in part number with number of contacts.



CRIMP PIN P/N HDW-MDC-16X-PIN  
SUGGESTED WIRE GAGE: 26AWG  
MAX. WIRE GAUGE: 24 AWG  
MIN. WIRE GAUGE: 26 AWG

REVISIONS	CHNG	CHK	APPR
	CHANGE	UPDATED DRAWING	
	DATE	1/23/02	
	REV	A	

TOLERANCE UNLESS OTHERWISE SPECIFIED	
X	± 1
X.X	± 0.4
X.XX	± 0.20
DRAWN BY	JA
CHECK BY	
APPR BY	
DATE:	2/9/94
DATE:	
DATE:	

**Power Dynamics, Inc.**  
Phone: 973 560-0019 Whippany, New Jersey Fax: 973 560-0076

PART: MINI-DIN SOCKET; PANEL MOUNT  
WIRE CRIMP PIN TYPE; 3 - 8 CONTACTS

**MDC-16X-UA**

SCALE: NTS

ALL DIMENSIONS FOR REFERENCE ONLY  
DIMENSIONS ARE IN MILLIMETERS

SHEET 1 of 1  
REV: A

6

5

4

3

2

1