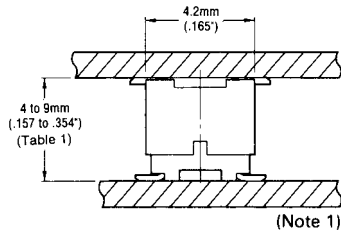




# WR SERIES CONNECTORS

## 0.5mm (.020") Contact Spacing, PCB-to-PCB SMT Connectors

### Connector Profile (Ref.)



**PIN SIDE**  
Straight • Standard Type  
WR-\*\*-P-VF-1

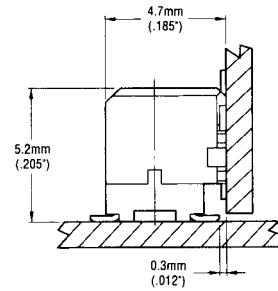
Straight • 50 Type  
WR-\*\*-P-VF50-1

Straight • 60 Type  
WR-\*\*-P-VF60-1

**SOCKET SIDE**  
Straight • Standard Type  
WR-\*\*-S-VF-1

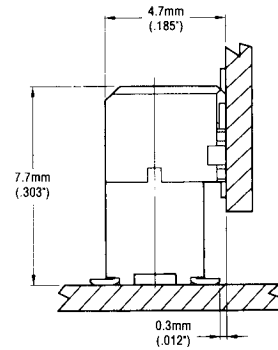
Straight • H05 Type  
WR-\*\*-S-VFH05-1

Straight • H30 Type  
WR-\*\*-S-VFH30-1



**PIN SIDE**  
Right Angle Type  
WR-\*\*-P-HF-HD-A1

**SOCKET SIDE**  
Straight • H05 Type  
WR-\*\*-S-VFH05-1



**PIN SIDE**  
Right Angle Type  
WR-\*\*-P-HF-HD-A1

**SOCKET SIDE**  
Straight • H30 Type  
WR-\*\*-S-VFH30-1

Note 1: 3 connector heights are available for straight type.  
Parallel board-to-board distance can be selected in  
a range from 4mm (.157") to 9mm (.354") [9 kinds].

Table 1

		SOCKET SIDE		
PIN SIDE	Connector type	Standard type	H05 type	H30 type
	Standard type	4.0mm (.157")	4.5mm (.177")	7.0mm (.276")
	50 type	5.0mm (.197")	5.5mm (.217")	8.0mm (.315")
	60 type	6.0mm (.236")	6.5mm (.256")	9.0mm (.354")

• Please consult JAE for verification of product availability.

Dimensions in mm (inches).