


300V Subminiature, Radial Leaded, Time-Delay Fuses SS-5H Series



Electrical Characteristics										
Rated Current	1.5 x I _n		2.1 x I _n		2.75 x I _n		4 x I _n		10 x I _n	
	min	max	min	max	min	max	min	max	min	max
1A-6.3A	1 hr	2 min	400 mS	10 Sec.	150 mS	3 Sec.	20 mS	150 mS		

Description

Radial leaded, time delay subminiature fuse with high breaking capacity, designed to IEC 60127-3, Sheet 4. SS-5H series provides protection up to 300Vac with an interrupting rating of 100A.

Features

- Plastic cap and base, flammability UL 94V0 for additional protection
- Protects against harmful overcurrents in primary and secondary applications
- Small rectangular-leaded design minimizes PCB space
- Solderability to save cost for additional mounting components
- High frequency vibration: MIL-STD-202F, Method 201A
- Halogen-free
- RoHS compliant
- Lead-free

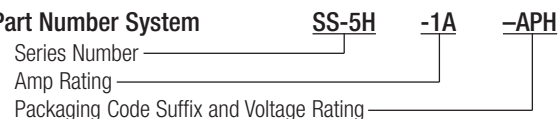
Applications

- Power supplies
- Power adapters
- Battery chargers
- Notebooks
- Printers
- TVs / Displays
- White goods
- Set top boxes
- Air conditioners
- Lighting ballasts

Agency Information

- cURus approval: Guide JDYX2, File E 19180 and Guide JDYX8, File E19180
- VDE approval: Certificate No: 40031800
- TUV approval: Certificate No: J 50190080
- CQC approval: Certificate No: CQC11012056980
- PSE approval: Certificate No: JET 1641-31007-1006 (1-5A); JET 1641-31007-1007 (6.3A)
- KC-Mark approval: Certificate No: SU05011-11001 (1~2.5A); SU05011-11002 (3.15~6.3A)

Part Number System

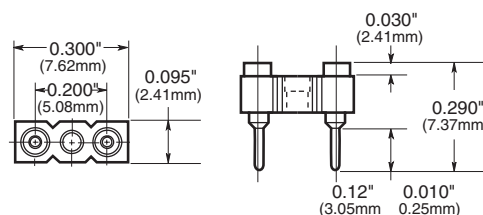


Ordering

- Specify product and packaging code (i.e., SS-5H-1A-AP)
- Packaging Codes: Ammo Pack (1000 fuses); -AP=250V, -APH=300V Bulk Polybag (200 fuses); -BK=250V, -BKH=300V

PCS Mounting Socket (RoHS compliant)

- Available as option. Specify catalog number BK/PCS (100 bulk in bag)



Specifications

Catalog Number	Voltage Rating (Vac) ¹	Interrupting Rating (amps) @ Rated Voltage (50Hz)	Typical DC Cold Resistance (mΩ) [†]	Typical Melt I ^{††}	Typical Voltage Drop@1I _n (mV) [‡]	Agency Information					
						VDE ¹	TUV ¹	cURus ¹	CQC ¹	KC-Mark ¹	PSE ¹
SS-5H-1A	300	100	78	7.4	94.5	X ²	X	X	X	X	X
SS-5H-1.25A	300	100	57	12.75	93.5	X ²	X	X	X	X	X
SS-5H-1.6A	300	100	43	23	71.5	X	X	X	X	X	X
SS-5H-2A	300	100	31.15	29.8	75	X ²	X	X	X	X	X
SS-5H-2.5A	300	100	23	40.3	74.5	X ²	X	X	X	X	X
SS-5H-3.15A	300	100	17.5	67	62.5	X	X	X	X	X	X
SS-5H-4A	300	100	12	87	65.4	X	X	X	X	X	X
SS-5H-5A	300	100	7.35	120	43	X	X	X	X	X	X
SS-5H-6.3A	300	100	7.40	176	59	X	X	X	X	X	X

^{*} I[†] Value is measured at 10I_n DC.

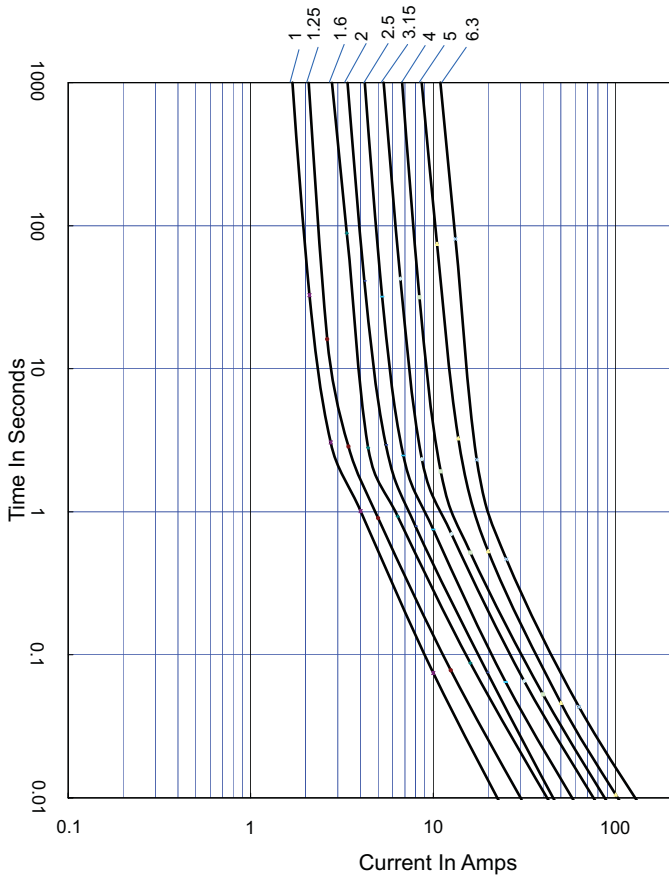
[†] Typical Cold Resistance (Measured at <10% of rated current).

[‡] Typical Voltage Drop (Voltage drop was measured at 20°C ambient temperature at rated current).

1. CQC and KC-Mark Voltage rating only 250Vac. VDE, TUV, cURus and PSE voltage ratings given at both 250Vac and 300Vac.

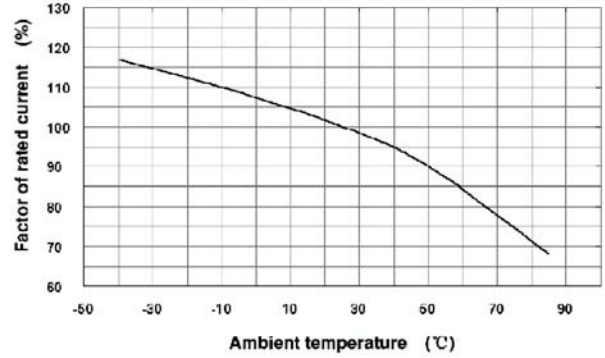
2. Pending VDE voltage ratings: 250Vac (1.25, 2.5A), 300Vac (1, 1.25, 2, 2.5A)

Time-Current Curves



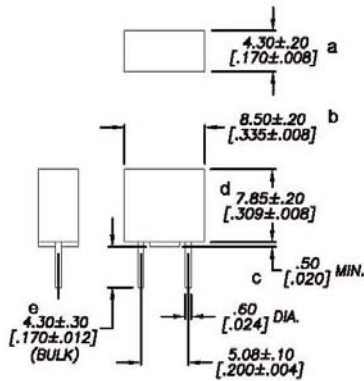
Temperature Derating Curve

- Ambient Operating Temperature: $25^{\circ}\text{C} \pm 2^{\circ}\text{C}$
- Operating Temperature Range: -40°C to 85°C with proper correction factor applied
- Storage Temperature: -10°C to 40°C

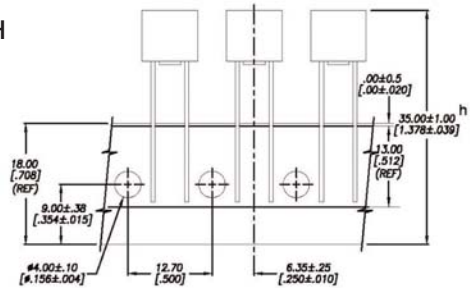


Dimensions - mm (in)

BK/BKH



AP/APH



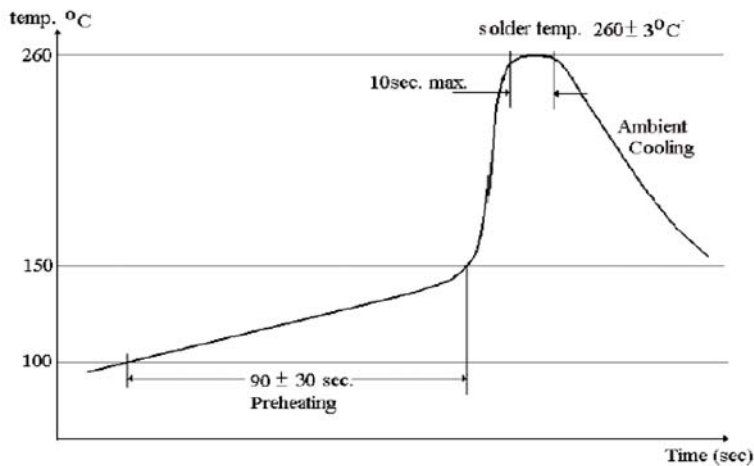
Product Characteristics

Operating Temperature	-40°C to 85°C with proper correction factor applied
Storage Temperature	-10°C to 40°C
Solderability	EIA-186-9E Method 9
High Frequency Vibration Test	Test-Withstands 10-55Hz per MIL-STD-202F, Method 201A
Endurance Test	IEC60127-3/4 1.0I _n carrying ON for 1 Hour, OFF for 15 Minutes, 100 Cycles, followed by 1.5I _n for 1 Hour, after that, voltage drop at 1I _n is changing not more than 10%.

Wave Soldering Parameters

- Reservoir Temperature: 260°C
- Time: Maximum 10 Seconds

Solder Reflow Profile



Recommended Hand-Solder Parameters

- Solder Iron Temperature: 350°C±5°C
- Heating Time: 5 seconds maximum

Note: These devices are not recommended for IR or Convection Reflow process.

The only controlled copy of this Data Sheet is the electronic read-only version located on the Cooper Bussmann Network Drive. All other copies of this document are by definition uncontrolled. This bulletin is intended to clearly present comprehensive product data and provide technical information that will help the end user with design applications. Cooper Bussmann reserves the right, without notice, to change design or construction of any products and to discontinue or limit distribution of any products. Cooper Bussmann also reserves the right to change or update, without notice, any technical information contained in this bulletin. Once a product has been selected, it should be tested by the user in all possible applications.

Life Support Policy: Cooper Bussmann does not authorize the use of any of its products for use in life support devices or systems without the express written approval of an officer of the Company. Life support systems are devices which support or sustain life, and whose failure to perform, when properly used in accordance with instructions for use provided in the labeling, can be reasonably expected to result in significant injury to the user.