



Features

- Shielded construction
- Unit height of 7.0 mm max.
- Current up to 41 A
- RoHS compliant*

Applications

- Input/output of DC/DC converters
- Power supplies for:
 - Portable communications equipment
 - Camcorders
 - LCD TVs
 - Car audio systems

SRP1270 Series - Shielded Power Inductors

Electrical Specifications

Bourns Part No.	Inductance L (μH) ±20 %	I rms (A)	I sat (A)	DCR (mΩ) Max.	SRF (MHz) Typ.
SRP1270-R32M	0.32	46	65	0.9	95
SRP1270-R47M	0.47	41	65	1.2	85
SRP1270-R68M	0.68	35	60	1.6	65
SRP1270-1R0M	1.0	32	50	2.1	45
SRP1270-1R5M	1.5	27	48	2.6	31
SRP1270-1R8M	1.8	24	41	3.2	31
SRP1270-2R2M	2.2	22	40	4.2	25
SRP1270-3R3M	3.3	18	35	6.6	20
SRP1270-4R7M	4.7	15	30	11.2	15
SRP1270-5R6M	5.6	14	26.5	10.0	13
SRP1270-6R8M	6.8	12	21	14.0	12
SRP1270-8R2M	8.2	11	17	15.5	11
SRP1270-100M	10.0	10	16	16.8	10

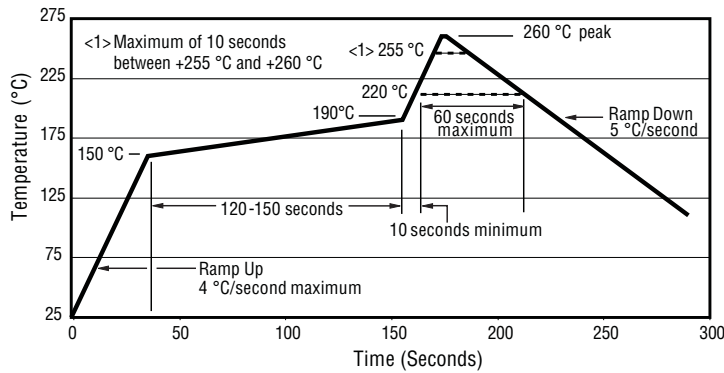
General Specifications

Test Voltage 1.0 V
 Test Frequency 100 KHz
 Reflow Soldering .. 230 °C; 50 sec. max.
 Operating Temperature
 -55 °C to +125 °C
 (Temperature rise included)
 Storage Temperature
 -55 °C to +125 °C
 Resistance to Soldering Heat
 +260 °C for 10 sec.

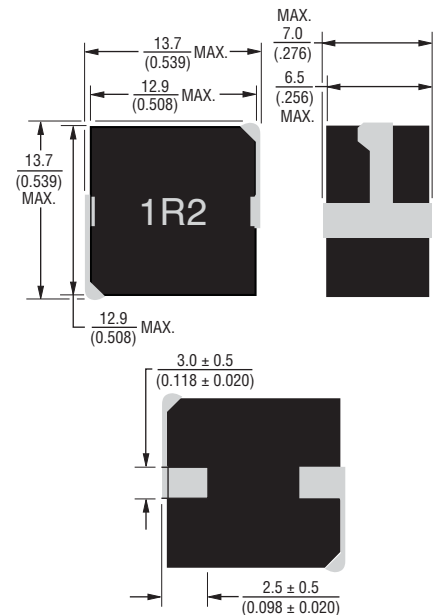
Materials

Core Iron
 Wire Enameled copper
 Adhesive Epoxy resin
 Terminal Ag/Ni/Sn
 Rated Current Ind. drops 20 % at Isat
 Temperature Rise 40 °C at rated I rms
 Packaging 400 pcs. per 13-inch reel

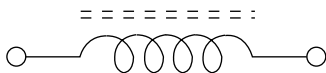
Soldering Profile



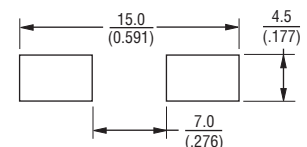
Product Dimensions



Electrical Schematic



Recommended Layout



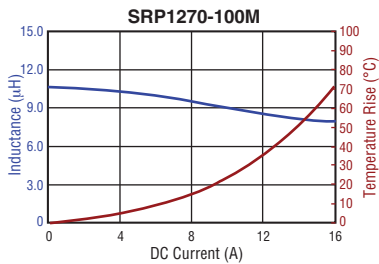
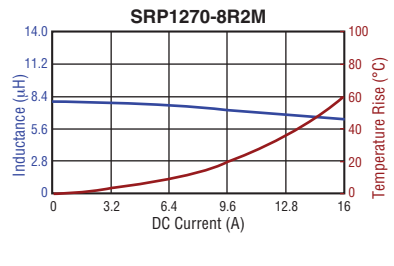
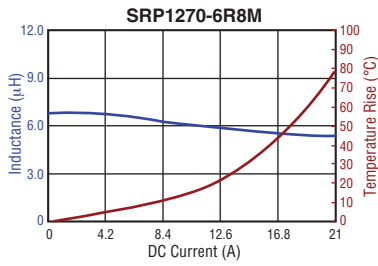
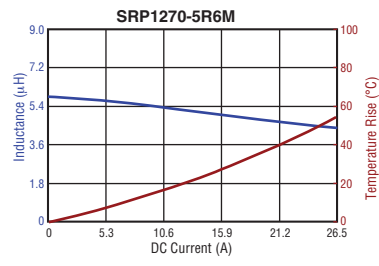
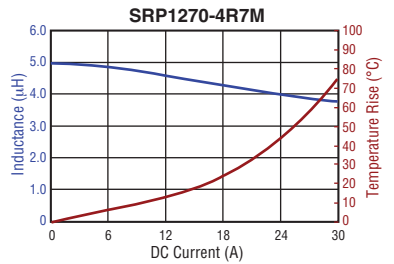
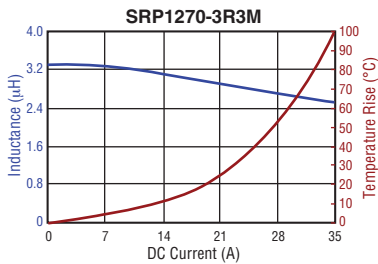
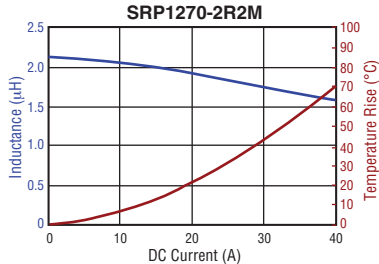
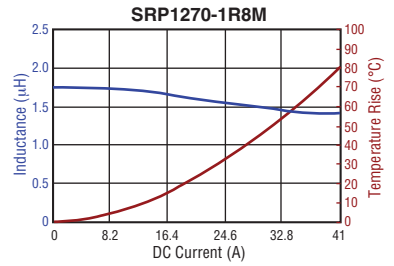
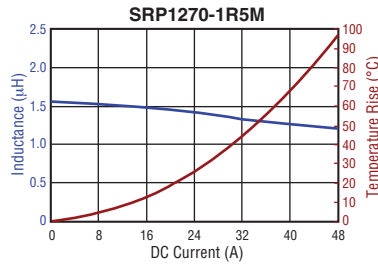
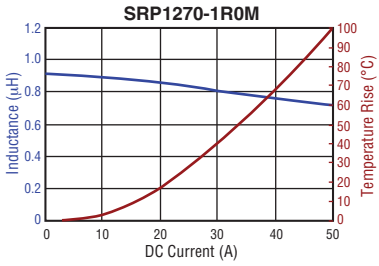
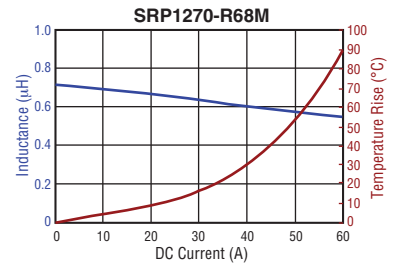
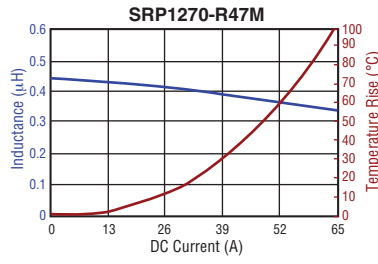
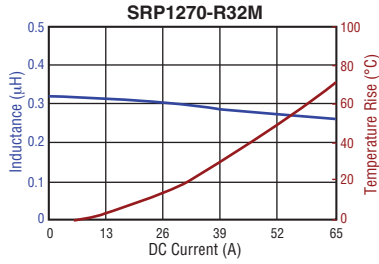
DIMENSIONS: $\frac{\text{MM}}{(\text{INCHES})}$

*RoHS Directive 2002/95/EC Jan. 27, 2003 including annex and RoHS Recast 2011/65/EU June 8, 2011. Specifications are subject to change without notice. Customers should verify actual device performance in their specific applications.

SRP1270 Series - Shielded Power Inductors

BOURNS®

L vs. I Charts

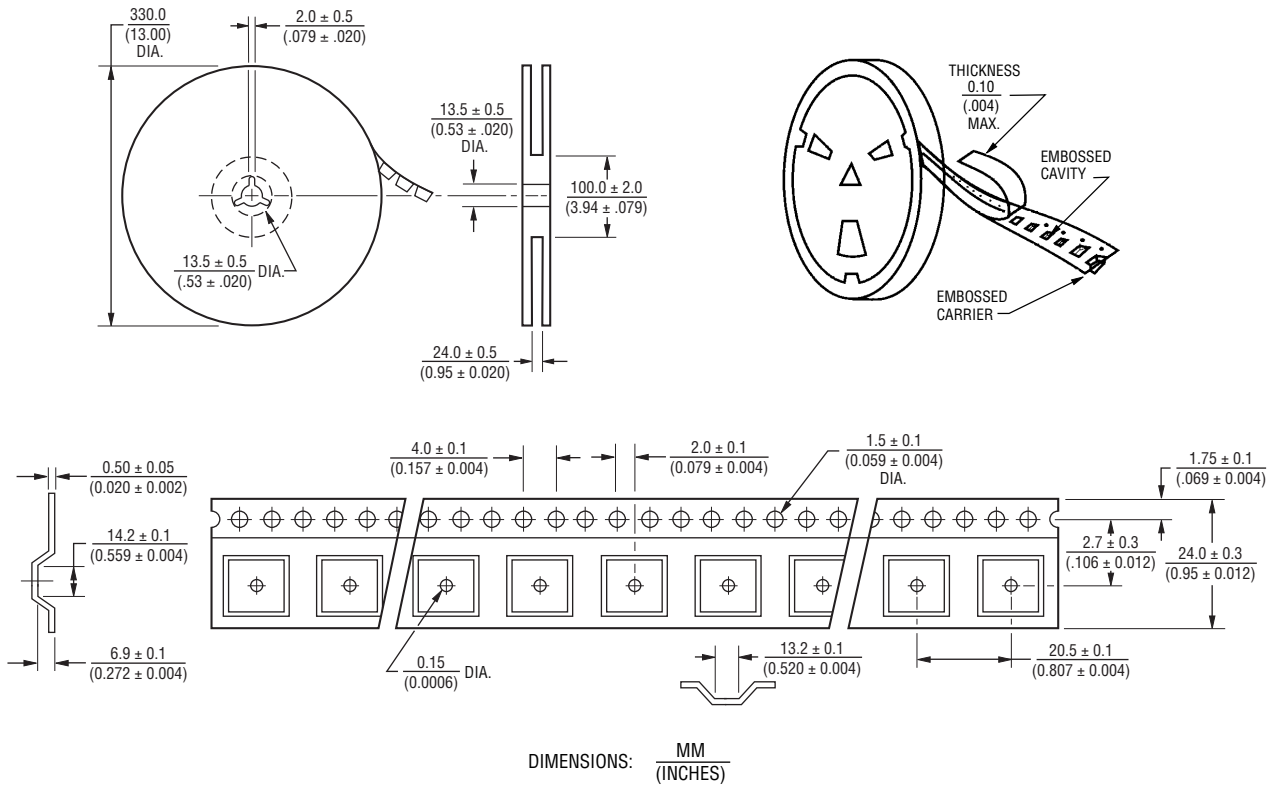


Specifications are subject to change without notice. Customers should verify actual device performance in their specific applications.

SRP1270 Series - Shielded Power Inductors

BOURNS®

Packaging Specifications



DIMENSIONS: $\frac{\text{MM}}{\text{(INCHES)}}$

REV. 12/12

Specifications are subject to change without notice.
Customers should verify actual device performance in their specific applications.