

**Features:**



- Constant Voltage Design
- Universal AC input/ Full Range
- Built-in Active PFC function, PF 0.99 Typical
- High Efficiency (Up to 93%)
- Output Protections: OLP/OVP/SCP/OTP
- Lightning Protection
- Waterproof (IP67)
- 5 Year Warranty



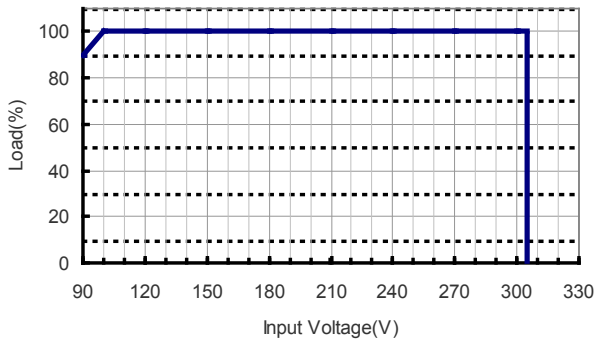
| Model | PLV-200S024 | PLV-200S036 | PLV-200S042 | PLV-200S048 | PLV-200S050 | PLV-200S052 | PLV-200S054 | PLV-200S081 | PLV-200S105 |
|--|--|-------------|-------------|-------------|-------------|-------------|-------------|-------------|-------------|
| Output Characteristics | | | | | | | | | |
| DC Output | 24V | 36V | 42V | 48V | 50V | 52V | 54V | 81V | 105V |
| Rated Current | 8.33A | 5.56A | 4.76A | 4.17A | 4.00A | 3.84A | 3.70A | 2.47A | 1.90A |
| Current Range | 0~8.33A | 0~5.56A | 0~4.76A | 0~4.17A | 0~4.00A | 0~3.84A | 0~3.70A | 0~2.47A | 0~1.90A |
| Ripple and Noise (max) <small>Note 1</small> | ±2% Vo | | | | | | | | |
| Voltage Accuracy | ±2% Vo | | | | | | | | |
| Line Regulation | ±1% Vo | | | | | | | | |
| Load Regulation | ±2% Vo | | | | | | | | |
| Rise Time | 20mS Max @ Rated Load | | | | | | | | |
| Hold-up Time (Typ.) | 10mS Min (110VAC input, full load), 20mS Min (220VAC input, full load) | | | | | | | | |
| Input Characteristics | | | | | | | | | |
| Voltage Range | 90VAC~305VAC | | | | | | | | |
| Frequency Range | 47Hz-63Hz | | | | | | | | |
| Power Factor (Typical) | 110VAC | >0.99 | >0.99 | >0.99 | >0.99 | >0.99 | >0.99 | >0.99 | >0.99 |
| | 220VAC | >0.95 | >0.95 | >0.95 | >0.95 | >0.95 | >0.95 | >0.95 | >0.95 |
| Efficiency (Typical) | 92% | 92% | 92% | 92% | 93% | 93% | 93% | 93% | 93% |
| AC Current (max) | 2.5A @ 100-277VAC Input Full Load | | | | | | | | |
| Inrush Current (max) | 75A @ 230VAC, 25°C | | | | | | | | |
| Leakage Current | 0.75mA max @ 277VAC | | | | | | | | |
| Protection | | | | | | | | | |
| Over Temperature (OTP) | 110°C (Temperature of internal components); shut down, auto recover after the temperature decreases | | | | | | | | |
| Over Voltage (OVP) <small>Note 2</small> | 1.2~1.4Vo | | | | | | | | |
| Short Circuit (SCP) | Long-term mode, auto recovery | | | | | | | | |
| Environmental Characteristics | | | | | | | | | |
| Operating Temperature | -35°C~70°C | | | | | | | | |
| Operating Relative Humidity | 10% RH to 100% RH | | | | | | | | |
| Storage Temperature | -40°C~85°C, 5% to 100% RH non-condensing | | | | | | | | |
| Vibration | 10 to 300Hz sweep at constant acceleration of 1.0G(Breadth: 3.5mm) for 1 Hour for each of the perpendicular axes X, Y, Z | | | | | | | | |
| Waterproof Rating | IP67 | | | | | | | | |
| Safety Standards | UL8750, Compliance to UL1012 UL935, IEC61347 | | | | | | | | |
| Withstand Voltage | L/N-GND: 4kV, L-N: 2kV | | | | | | | | |
| Isolation Resistance | I/P-O/P: >100M Ohms / 500VDC / 25°C / 70% RH | | | | | | | | |
| EMC Emission | Compliance to EN55022(CISPR22) Class B, EN61000-3-2 Class A, EN61000-3-3 | | | | | | | | |
| EMC Immunity | Compliance to EN61000-3-2, 3 EN61000-4-2, 3, 4, 5, 6, 8, 11, EN61547 | | | | | | | | |
| Characteristics | | | | | | | | | |
| Life Time | More than 50,000Hrs (25°C, 80% Load) | | | | | | | | |
| MTBF (MIL-HDBK-217F) | More than 255,000Hrs (25°C, 80% Load) | | | | | | | | |
| Dimension (LxWxH) | 225x67.5x40mm | | | | | | | | |
| Note | 1. Ripple & Noise: Measured by 20 MHz bandwidth oscilloscope and the output paralleled with a 0.1 uF ceramic capacitor and a 10 uF electrolytic capacitor. 2. Latch Mode: The power supply shall return to normal operation only after the power is turned on again | | | | | | | | |

MECHANICAL SPECIFICATIONS

UNIT: mm



Derating Curve



Ambient Temperature vs. Load

