

JST**CF
Card****1.27mm**
(.050") pitch

CF CARD CONNECTOR MA TYPE

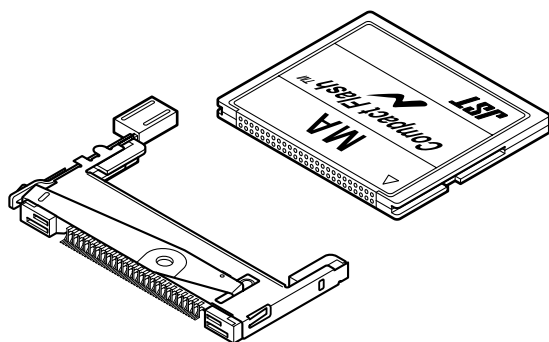
Emboss Tape



50-circuit CF card connector



In addition to the connectors applicable to CF type I cards, those for CF type II cards are also available.



Specifications

- Pitch: 1.27mm (.050")
- Type: Dual-row at mating section
- Current rating: 0.5A AC, DC/line
- Temperature range: -20°C to +60°C
(including temperature rise in applying electrical current)
- Contact resistance: Initial value/40m Ω max.
After environmental testing/max.
20m Ω variation from initial value
- Insulation resistance: 1,000M Ωmin. (500V DC)
- Withstanding voltage: 500V AC/minute (Except for Adapter cards)
- Mating/unmaking life: 10,000 cycles
- Circuits: 50-circuits
- Conforms to CFA.
- * Contact JST for details.

Features

• Socket

Both dual-row straddle type and single-row SMT type sockets are available. Single-row SMT type has three kinds, that is, with off-set 0.2mm (.008"), 0.35mm (.014"), and 0.75mm (.030"). The SMT type sockets have grounding springs at the No.1 & No.26 circuits.

• Card frame / for type I cards

For the card frame for type I cards, ultrasonic welding method is applied, which is superior in strength, heat-resistance with shorter assembly time.

• Adapter / for type I cards

The adapter converts the CF type I card to PCMCIA type II card. The new type that has contact spring for grounding clip has been lined up, responding to CF type I card with grounding clip.

• Adapter / for type II cards

The adapter converts the CF type I and II card to PCMCIA type II card. Shutter mechanism with lock is applied to protect pins. The new type that has contact spring for grounding clip has been lined up, responding to CF type I card with grounding clip.

• Header / for type I cards

Available both in normal and reverse types, with stand off 0mm or 1.64mm (.065") each.

• Ejector / for type I headers

The assembly of the ejector mechanism to the mounted header is a simple one-touch operation. Available in either with right button or left button.

• Header / for type II cards

With stand off 0mm, both normal and reverse types are available. This header has a spring which serves as solder tab/grounding clip integrated device.

• Ejector / for type II headers

The assembly of the ejector mechanism to the mounted header is a simple one-touch operation.

The ejector for reverse type header has right button, with one-point pushing mechanism, while the ejector for normal type header has left button, with two-point pushing mechanism.

• Header / Space-saving type for type II cards

Available both in Normal type with stand-off 1.85mm (.073") and in reverse type with stand-off 0mm. The header is supplied in embossed tape packaging, for mounting by automatic placement machines.

• Ejector / Space-saving type for type II headers

Two-point pushing mechanism has been adopted. Right button for normal type header and left button for reverse type header.

*Space-saving type

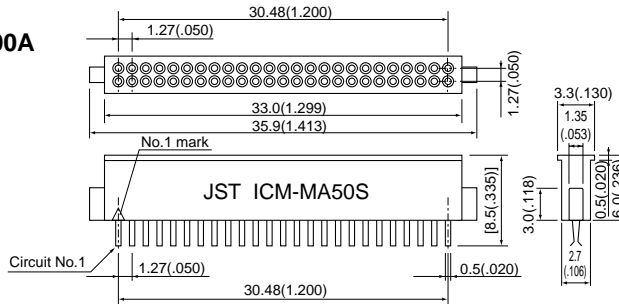
In comparison with header for type II with ejector, header for type II with space-saving type ejector can achieve 20% reduction in mounting space.

CF CARD CONNECTOR MA TYPE

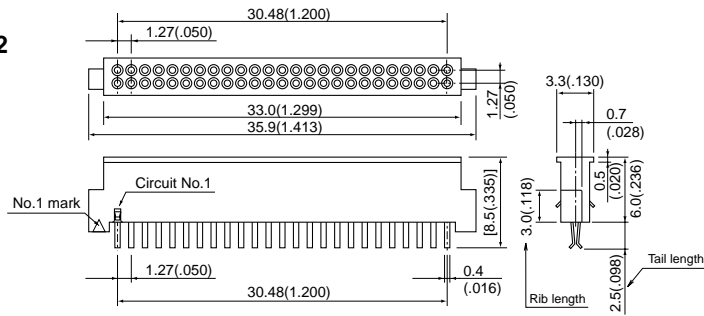
Socket

Dual-row straddle type

ICM-MA50S-TS13-5000A



ICM-MA50S-TS13-5032

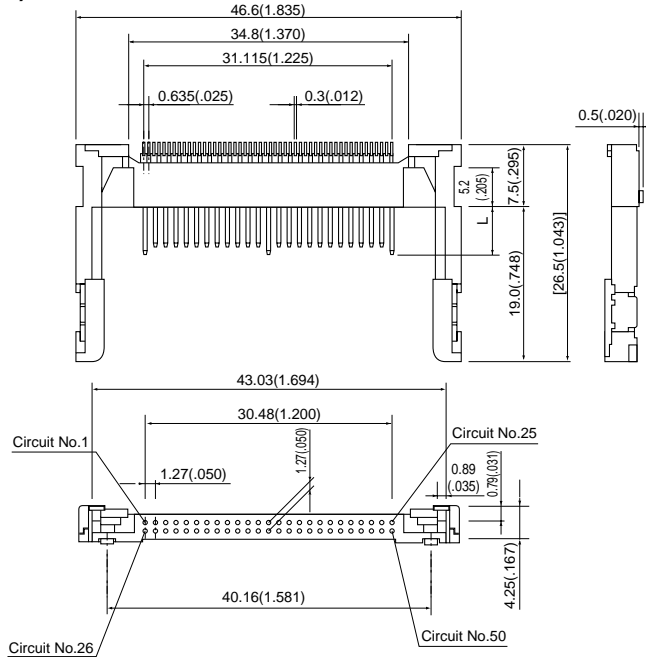


Circuits	Solder tail	Grounding spring	Off-set dimension	Rib length mm(.in.)	Tail length mm(.in.)	Model No.	Qty / box	Material and Finish
50	Dual-row straddle type	Without	center	3.0(.118)	2.5(.098)	ICM-MA50S-TS13-5000A	600	Contact: Copper-alloy, nickel-undercoated, Mating section...Gold-plated Solder tail...Tin/lead-plated Grounding spring: Phosphor bronze, nickel-undercoated, gold-plated(5032)
		With (Circuit No.1, No35)	center	3.0(.118)	2.5(.098)	ICM-MA50S-TS13-5032	600	Housing: PA6T, UL94V-0, black(5000A) : LCP, UL94V-0, black(5032)

CF CARD CONNECTOR MA TYPE

Header (for Type I cards)

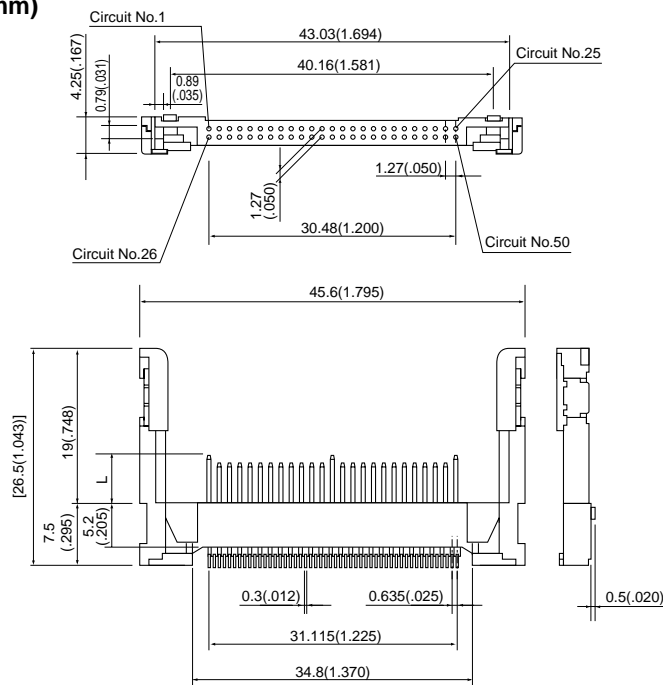
Normal type (Stand off 0mm)



Dimension L

Circuit No.	Dimensions mm(in.)
1, 13, 38, 50	5.0 ± 0.1(.197±.004)
2 to 12, 14 to 24, 27 to 37, 39 to 49	4.25 ± 0.1(.167±.004)
25, 26	3.5 ± 0.1(.138±.004)

Reverse type (Stand off 0mm)



Dimension L

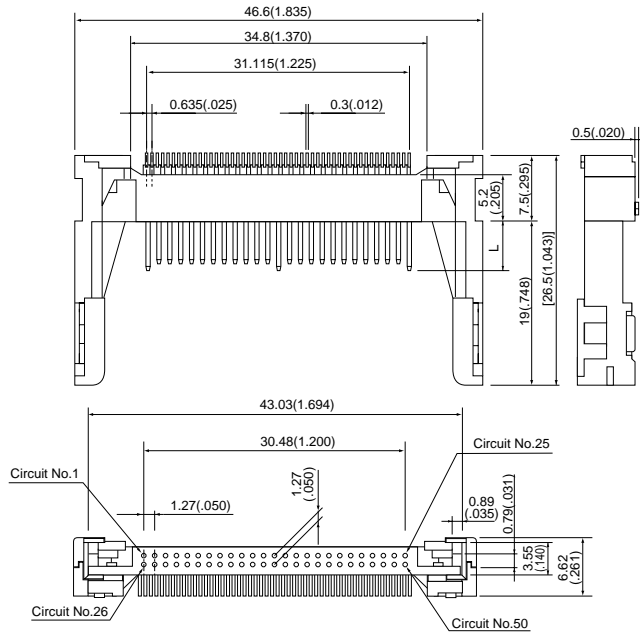
Circuit No.	Dimensions mm(in.)
1, 13, 38, 50	5.0 ± 0.1(.197±.004)
2 to 12, 14 to 24, 27 to 37, 39 to 49	4.25 ± 0.1(.167±.004)
25, 26	3.5 ± 0.1(.138±.004)

Circuits	Type	Model No.	Qty / box	Material and Finish
50	Normal	ICM-MA50H-SS52-1151	180	Contact: Phosphor bronze, nickel-undercoated, Mating section...Gold-plated Solder tail...Tin/lead-plated Housing: PPS, UL94V-0 Solder tab: Brass, nickel-undercoated, tin/lead-plated
	Reverse	ICM-MA50H-SS52-1171	180	

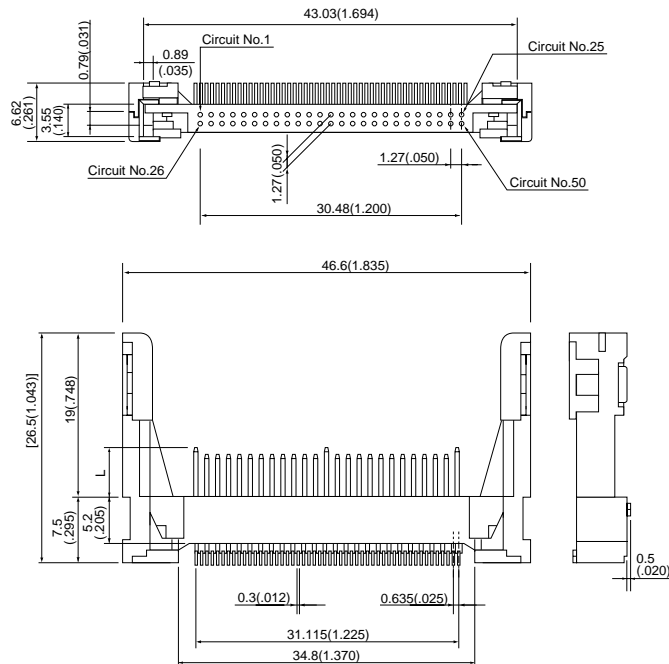
CF CARD CONNECTOR MA TYPE

Header (for Type I cards)

Normal type
(Stand off 1.64mm (.065"))



Reverse type
(Stand off 1.64mm (.065"))

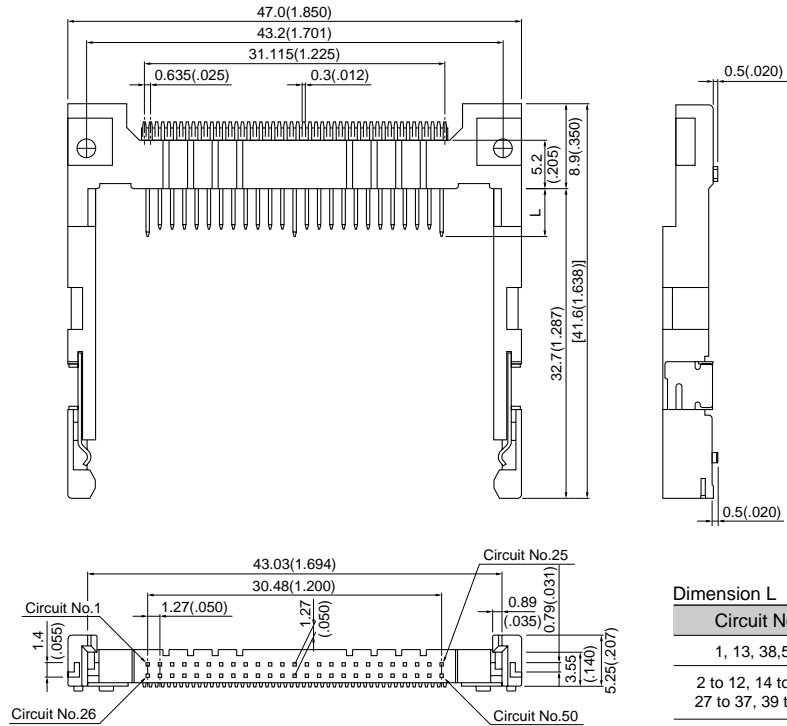


Circuits	Type	Model No.	Q'ty / box	Material and Finish
50	Normal	ICM-MA50H-SS52-1141	140	Contact: Phosphor bronze, nickel-undercoated, Mating section...Gold-plated Solder tail...Tin/lead-plated
	Reverse	ICM-MA50H-SS52-1161	140	Housing: PPS, UL94V-0 Solder tab: Brass, nickel-undercoated, tin/lead-plated

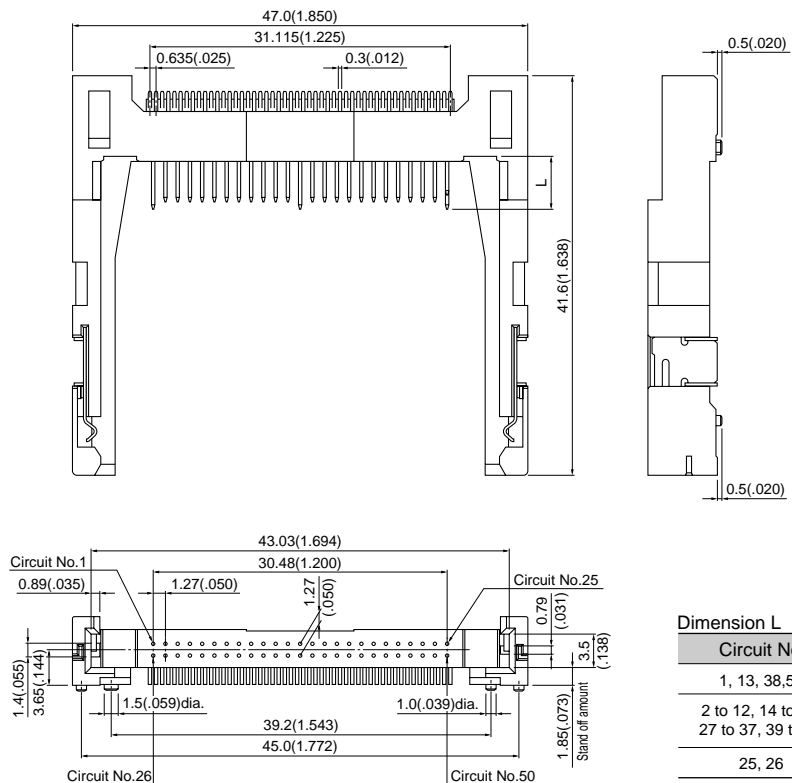
CF CARD CONNECTOR MA TYPE

Header (for Type II cards)

Normal type
(Stand off 0mm)

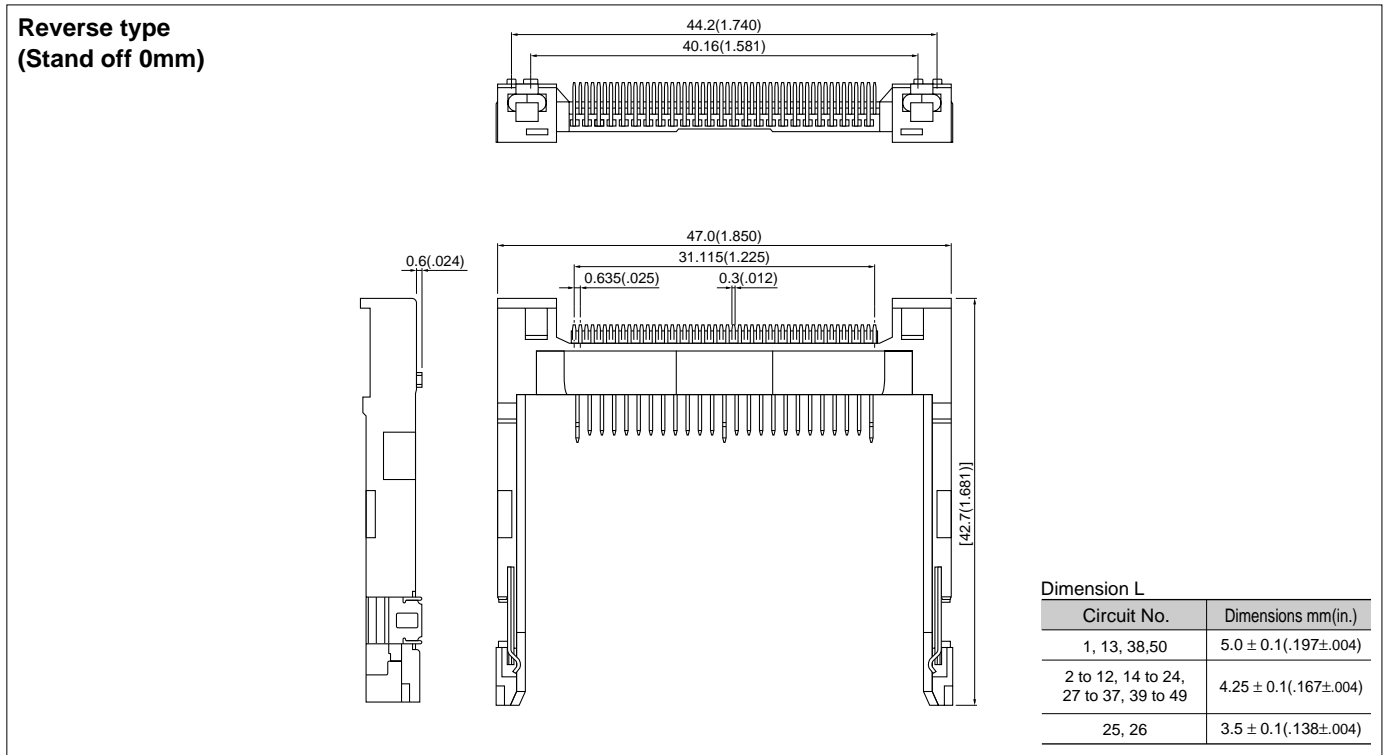


Normal type
(Stand off 1.85mm (.073"))



CF CARD CONNECTOR MA TYPE

Header (for Type II cards)

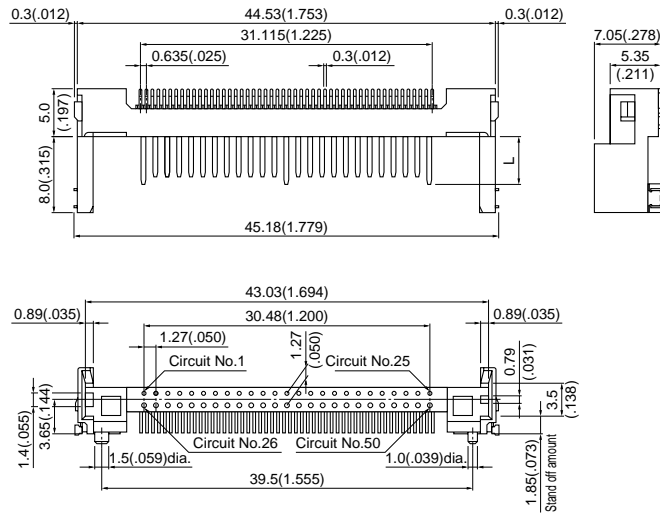


Circuits	Type	Model No.	Q'ty / box	Material and Finish
50	Normal (Stand off 0mm)	ICM-MA2H-SS52-N11B	84	Contact: Phosphor bronze, nickel-undercoated, Mating section...Gold-plated Solder tail...Tin/lead-plated Housing: Normal / PPS, UL94V-0, black Reverse / LCP, UL94V-0, black Solder tab: Phosphor bronze, copper-undercoated, tin/lead-plated
	Normal (Stand off 1.85mm (.073"))	ICM-MA2H-SS52-N11D	72	
	Reverse (Stand off 0mm)	ICM-MA2H-SS52-R21A	84	

CF CARD CONNECTOR MA TYPE

Header (for Type II cards) / Space-saving type

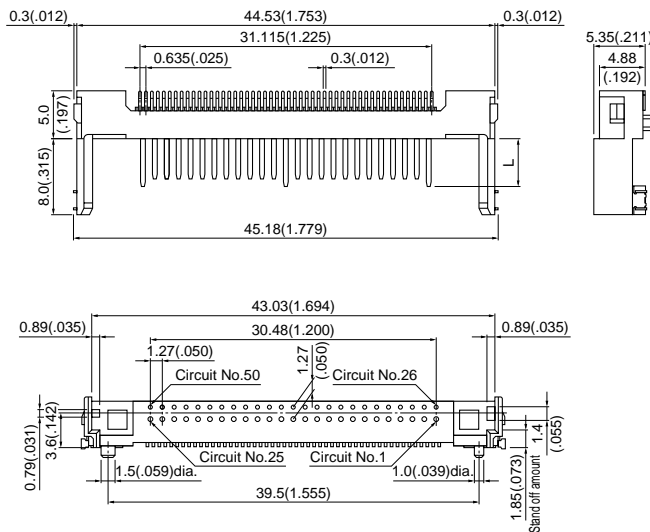
Normal type
(Stand off 1.85mm (.073"))



Dimension L

Circuit No.	Dimensions mm(in.)
1, 13, 38, 50	5.0 ± 0.1(.197±.004)
2 to 12, 14 to 24, 27 to 37, 39 to 49	4.25 ± 0.1(.167±.004)
25, 26	3.5 ± 0.1(.138±.004)

Reverse type
(Stand off 0mm)



Dimension L

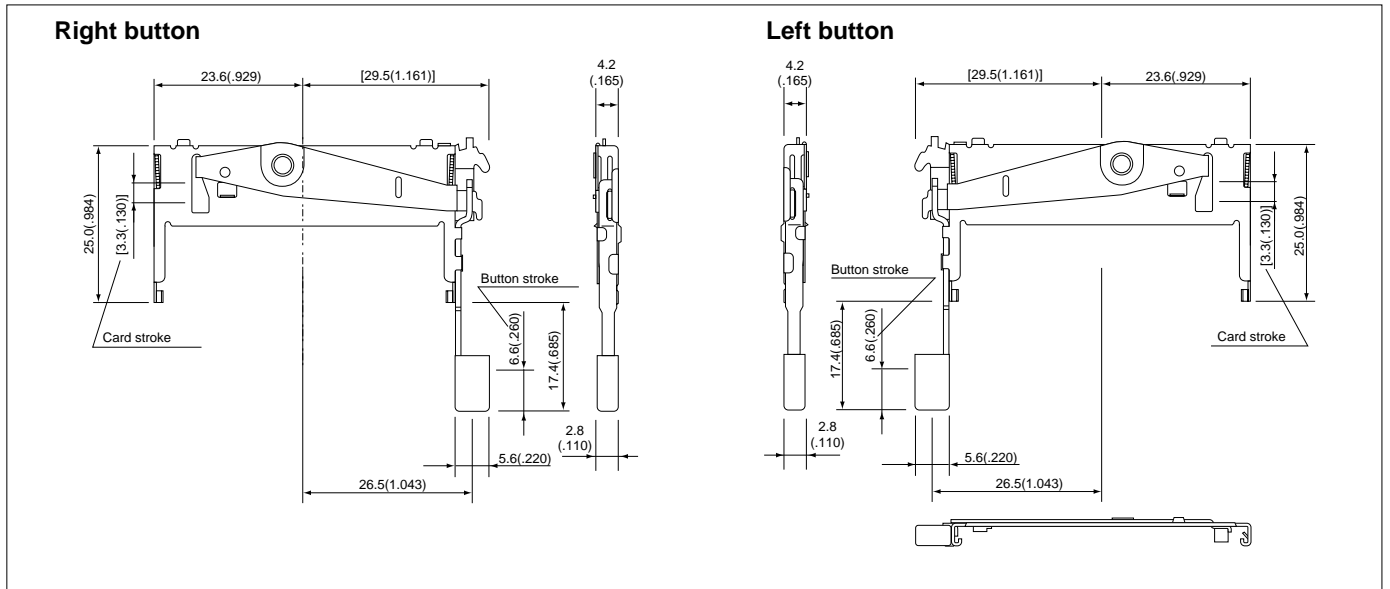
Circuit No.	Dimensions mm(in.)
1, 13, 38, 50	5.0 ± 0.1(.197±.004)
2 to 12, 14 to 24, 27 to 37, 39 to 49	4.25 ± 0.1(.167±.004)
25, 26	3.5 ± 0.1(.138±.004)

Circuits	Type	Model No.	Q'ty / reel	Material and Finish
50	Normal	ICM-MA2H-SS52-N13KT	650	Contact: Phosphor bronze, nickel-undercoated, Mating section...Gold-plated, Solder tail...Tin/lead-plated Housing: PPS, UL94V-0 Solder tab: Brass, copper-undercoated, tin/lead-plated
	Reverse	ICM-MA2H-SS52-R13HT	750	

Note: The products listed above are supplied on embossed-tape.

CF CARD CONNECTOR MA TYPE

Ejector (for Type I Header)

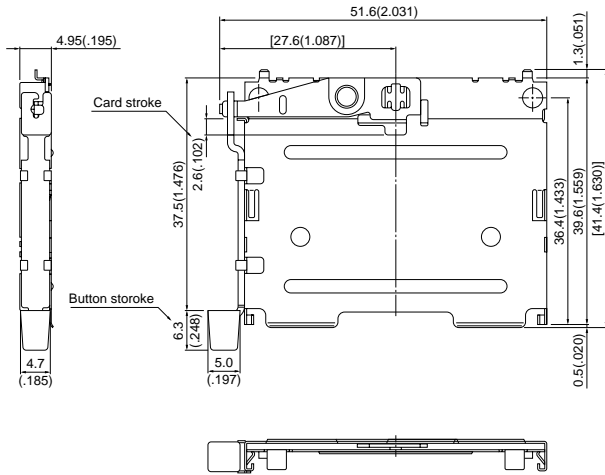


Type	Model No.	Q'ty / box	Material
Right button	ICM-MAE-R01	100	Frame, Rotating arm, Push bar: Stainless steel Push button: PPS
Left button	ICM-MAE-L01	100	

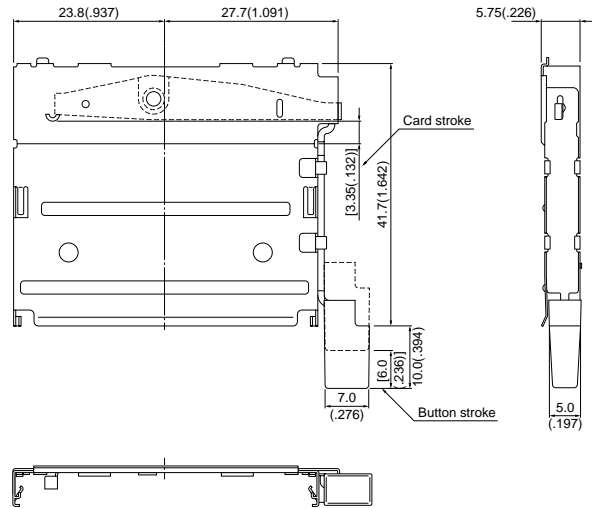
CF CARD CONNECTOR MA TYPE

Ejector (for Type II header)

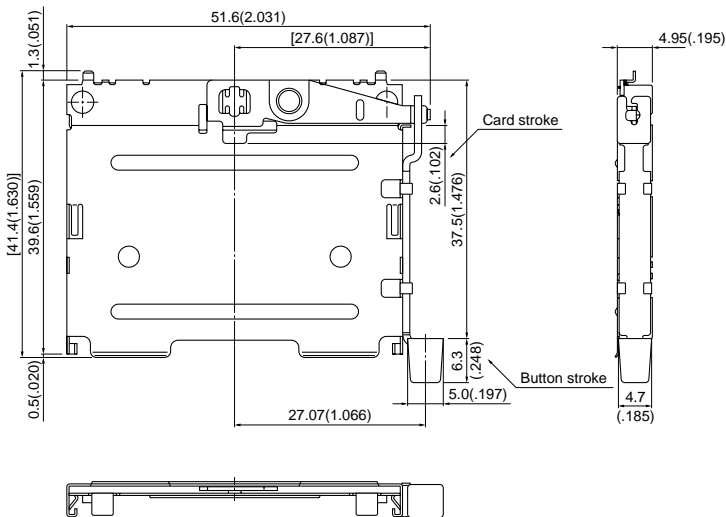
For Normal type header (Left button)



For Reverse type header (Right button)



For Normal type header (Right button)

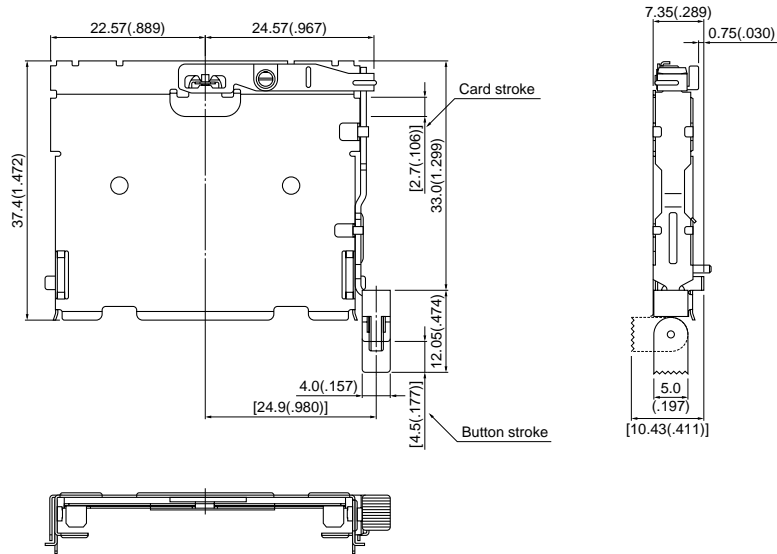


Applicable header	Model No.	Q'ty / box	Material
For Normal type header (Left button)	ICM-MAE-L33	48	Frame, Rotating arm, Push bar, Extruding bar, Button shaft: Stainless steel Push button: PBT, UL94-0, black(R32), gray(L33)
For Normal type header (Right button)	ICM-MAE-R32	48	
For Reverse type header (Right button)	ICM-MAE-R21	48	Frame, Rotating arm, Push bar: Stainless steel Push button: PPS, UL94-0, black

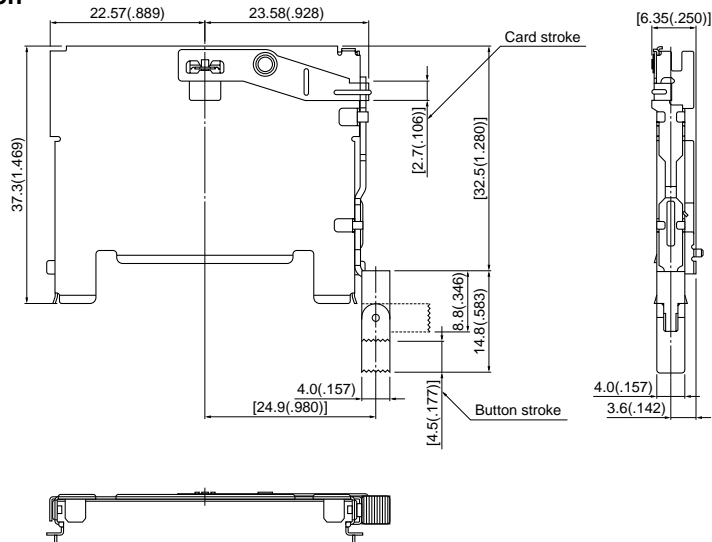
CF CARD CONNECTOR MA TYPE

Ejector (for Type II header) / Space-saving type

For Normal type header
(Stand off 1.85mm (.073")) Right button



For Reverse type header
(Stand off 0mm) Right button

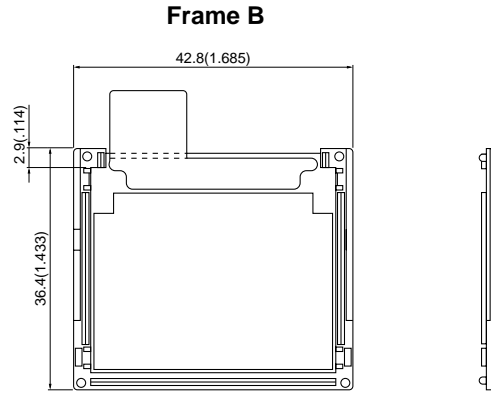
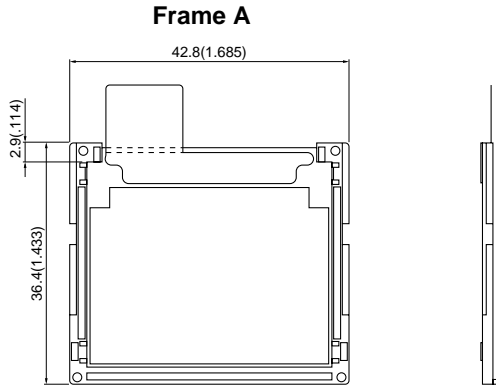


Type	Model No.	Q'ty / box	Material and Finish
For Normal type header (Stand off 1.85mm (.073")) Right button	ICM-MAE-R59E	36	Rotating arm, Push bar, Extruding bar, Button shaft: Stainless steel Clinched button: Synthetic resin, black Frame: Stainless steel, nickel-undercoated, selective tin/lead-plated
For Reverse type header (Stand off 0mm) Right button	ICM-MAE-R66C2	36	Rotating arm, Push bar, Extruding bar, Button shaft: Stainless steel Clinched button: Synthetic resin, black Frame: Stainless steel, selective nickel-undercoated, tin/lead-plated

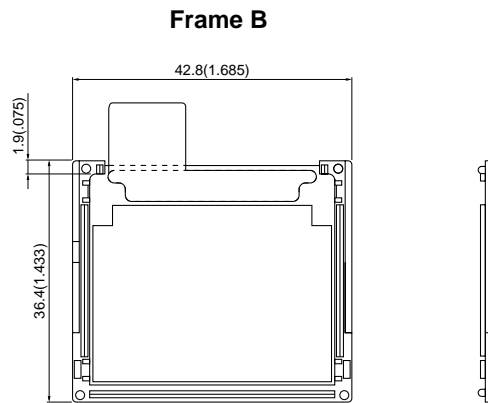
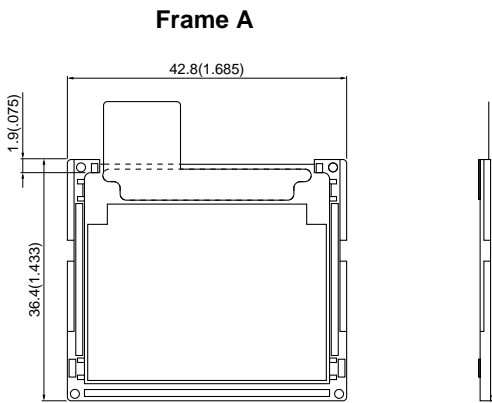
CF CARD CONNECTOR MA TYPE

Card frame (for Type I cards)

ICM-MA50F-A/B-FB



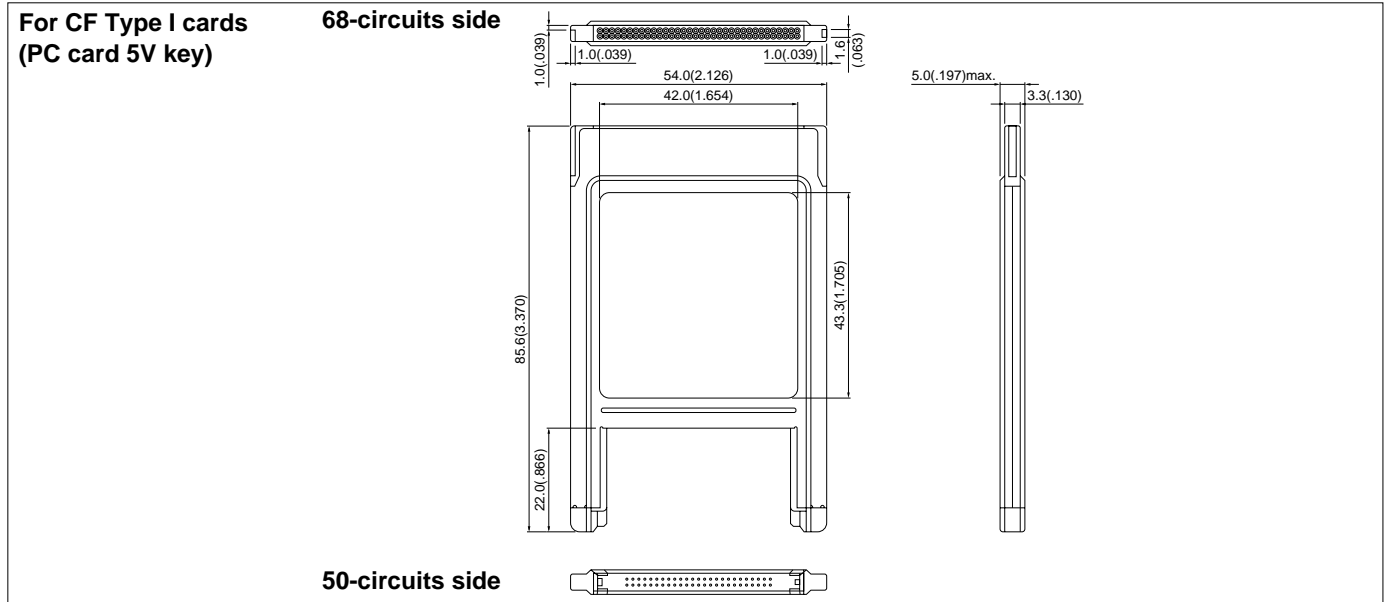
ICM-MA50F-A1/B1-FB



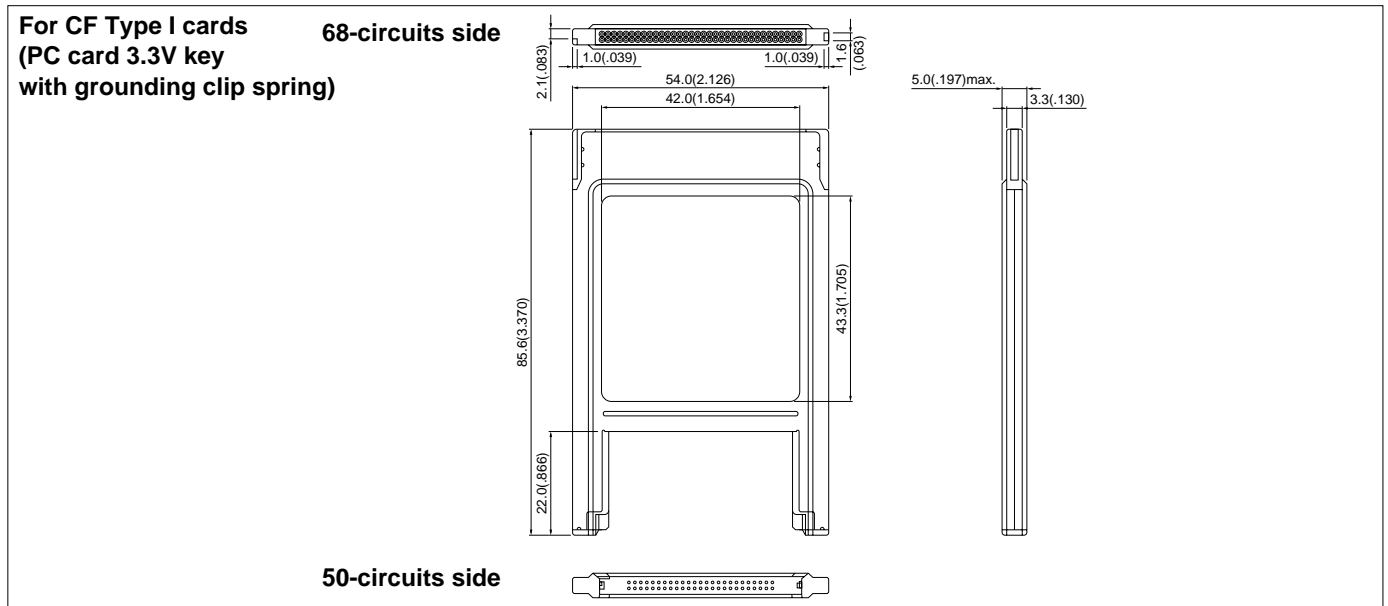
Circuits	Model No. as a set (Frame A + Frame B)	Applicable socket	Q'ty / box	Material and Finish
50	ICM-MA50F-A/B-FB	ICM-MA50S-TS13-5032	150	Frame: Glass-filled PBT, UL94V-0 Cover: Stainless steel
		ICM-MA50S-TS13-5023T		
	ICM-MA50F-A1/B1-FB	ICM-MA50S-TS13-5021T	150	
		ICM-MA50S-TS13-5022T		
		ICM-MA50S-TS13-5024T		

CF CARD CONNECTOR MA TYPE

Adapter card



Model No.	Q'ty / box	Material and Finish	
ICM-MA50A-C441N	48	50-circuits side Header	Contact: Copper alloy, nickel-undercoated, Mating section...Gold-plated Solder tail...Tin/lead-plated Housing: PPS, UL94V-0
		68-circuits side Socket	Contact: Copper alloy, nickel-undercoated, Mating section...Gold-plated Solder tail...Tin/lead-plated Housing: LCP, UL94V-0 Grounding spring: Copper alloy, nickel-undercoated, gold-plated
		Cover: Stainless steel Frame: PBT, UL94V-0 PC board: Glass-epoxy, UL94V-0	

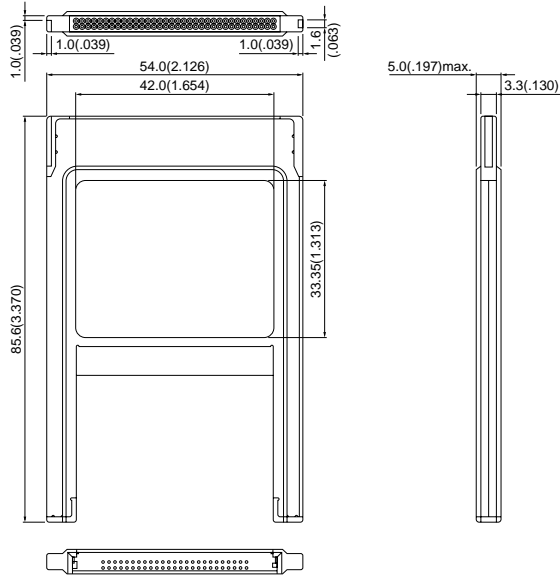


Model No.	Q'ty / box	Material and Finish	
ICM-MA50A-CLG441N	48	50-circuits side Header	Contact: Copper alloy, nickel-undercoated, Mating section...Gold-plated Solder tail...Tin/lead-plated Housing: PPS, UL94V-0
		68-circuits side Socket	Contact: Copper alloy, nickel-undercoated, Mating section...Gold-plated Solder tail...Tin/lead-plated Housing: LCP, UL94V-0 Grounding spring: Copper alloy, nickel-undercoated, gold-plated
		Cover: Stainless steel Frame: PBT, UL94V-0 PC board: Glass-epoxy, UL94V-0 Contact spring: Copper alloy	

CF CARD CONNECTOR MA TYPE

Adapter card

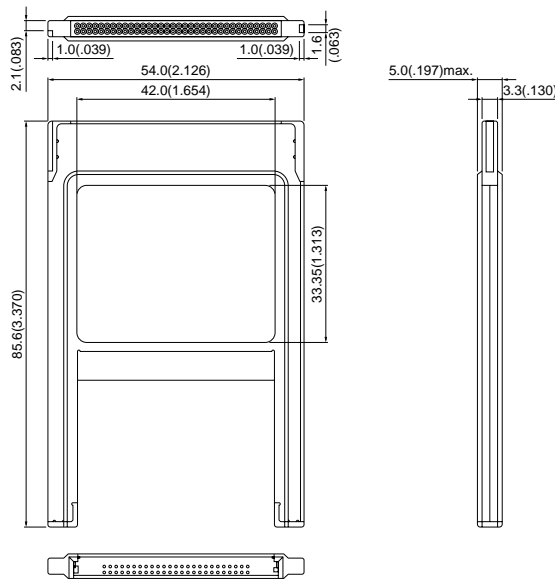
For CF Type II cards **68-circuits side**
(PC card 5V key
with grounding clip spring)



50-circuits side

Model No.	Q'ty / box	Material and Finish	
ICM-MA2A-C454N	48	50-circuits side Header	Contact: Copper alloy, nickel-undercoated, Mating section...Gold-plated Solder tail...Tin/lead-plated Housing: PPS, UL94V-0
		68-circuits side Socket	Contact: Copper alloy, nickel-undercoated, Mating section...Gold-plated Solder tail...Tin/lead-plated Housing: LCP, UL94V-0 Grounding spring: Copper alloy, nickel-undercoated, gold-plated
		Cover: Stainless steel Frame: PBT, UL94V-0 PC board: Glass-epoxy, UL94V-0 Contact spring: Copper alloy Shutter: PPS, UL94V-0 Spring: Stainless steel Lock: Stainless steel	

For CF Type II cards **68-circuits side**
(PC card 3.3V key
with grounding clip spring)

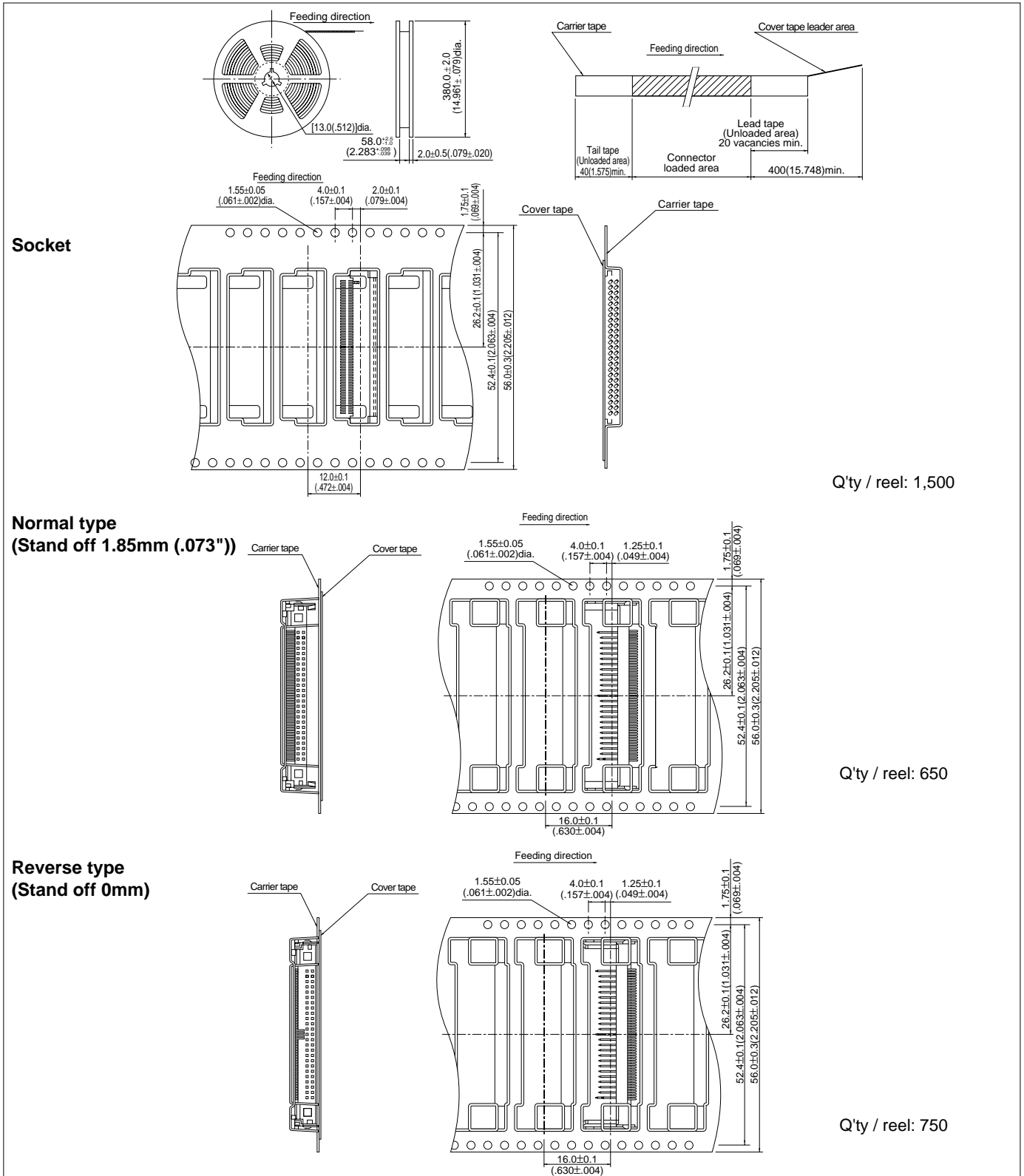


50-circuits side

Model No.	Q'ty / box	Material and Finish	
ICM-MA2A-CL454N	48	50-circuits side Header	Contact: Copper alloy, nickel-undercoated, Mating section...Gold-plated Solder tail...Tin/lead-plated Housing: PPS, UL94V-0
		68-circuits side Socket	Contact: Copper alloy, nickel-undercoated, Mating section...Gold-plated Solder tail...Tin/lead-plated Housing: LCP, UL94V-0 Grounding spring: Copper alloy, nickel-undercoated, gold-plated
		Cover: Stainless steel Frame: PBT, UL94V-0 PC board: Glass-epoxy, UL94V-0 Contact spring: Copper alloy Shutter: PPS, UL94V-0 Spring: Stainless steel Lock: Stainless steel	

CF CARD CONNECTOR MA TYPE

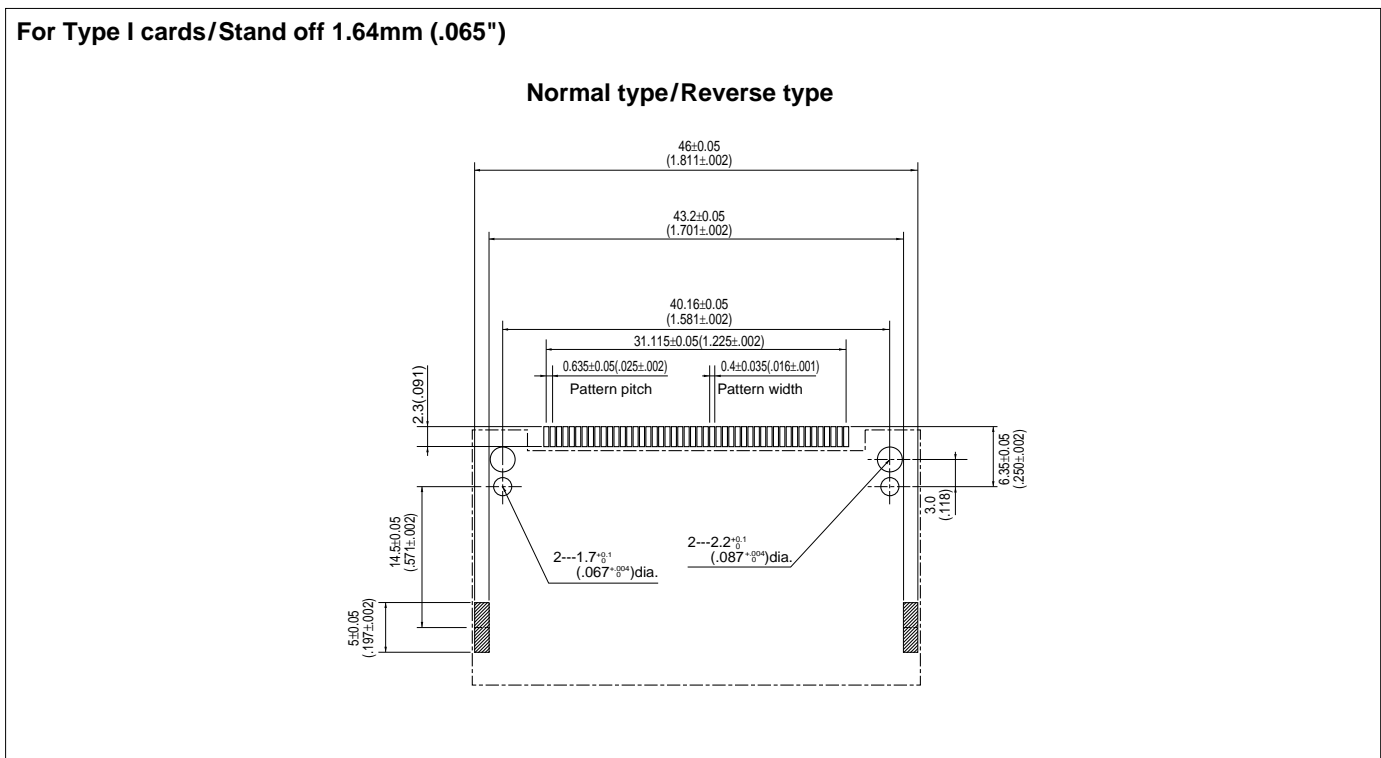
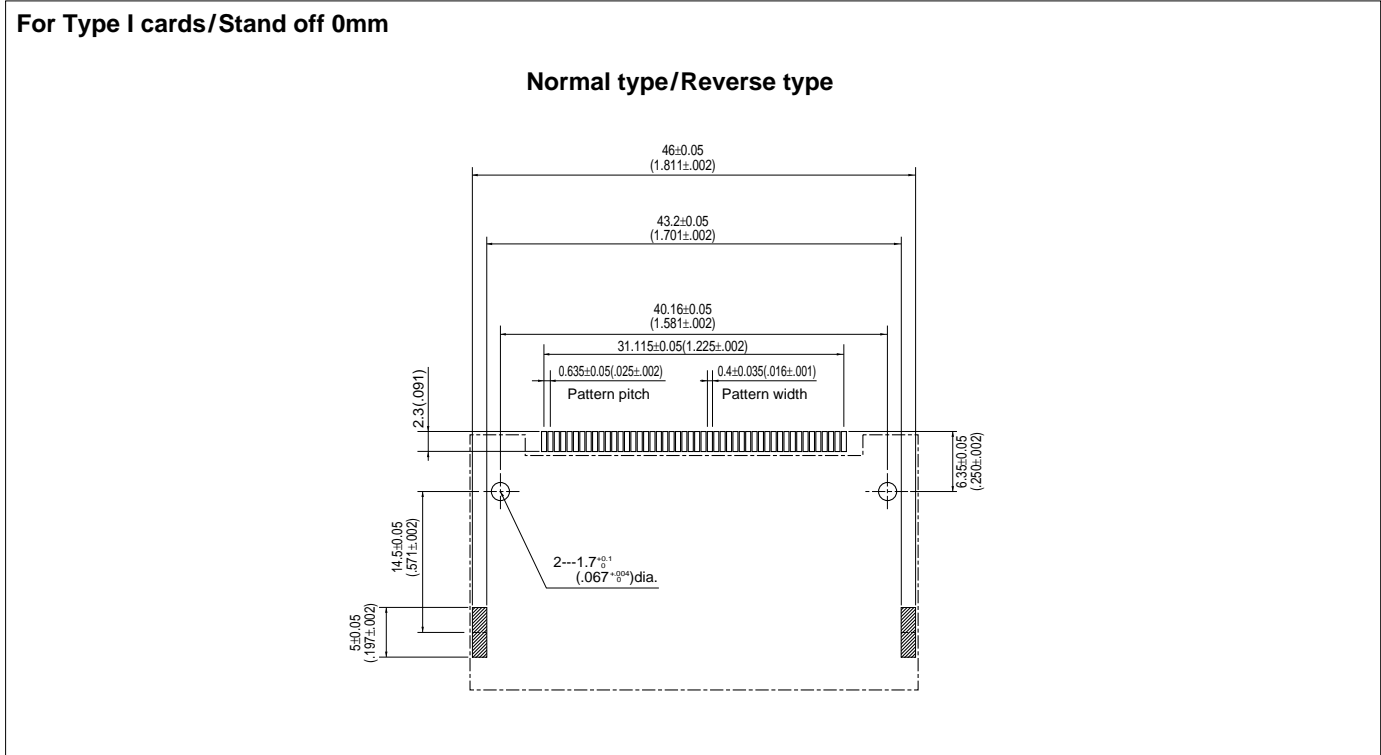
Taping specifications



Note: 1. Specifications conform to JIS C 0806. The tape width, connector recess dimensions, etc. are determined by the number of circuits and external shape of the connector to be loaded.
 2. Specifications are subject to change without prior notice.

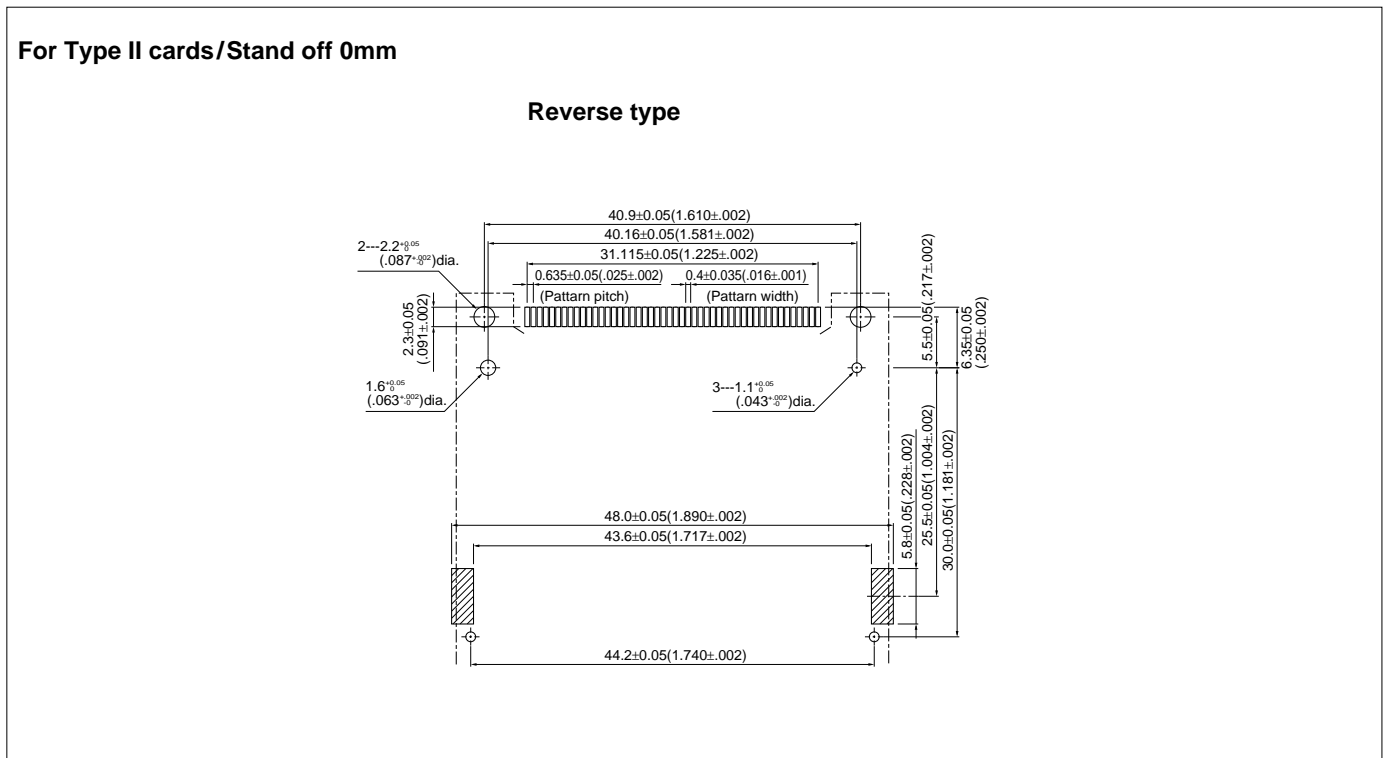
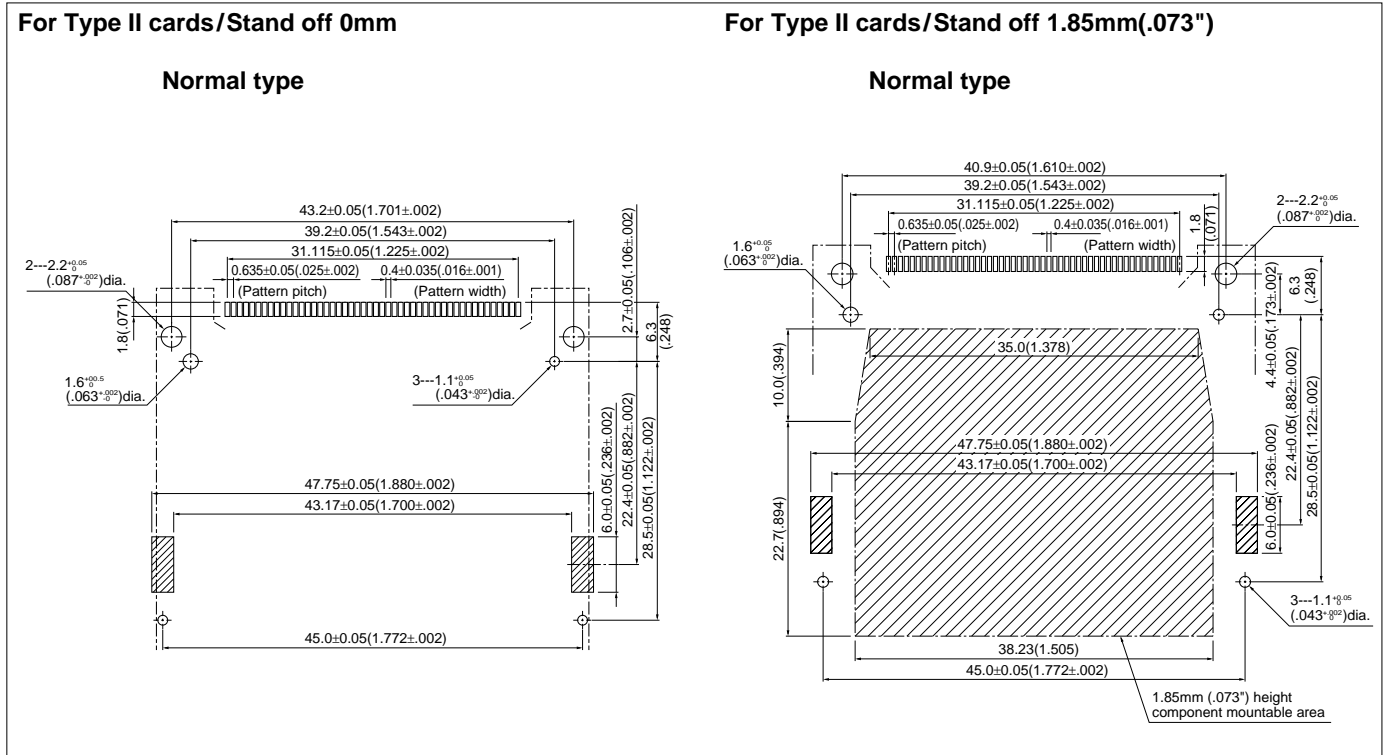
CF CARD CONNECTOR MA TYPE

PC board layout (viewed from component side)



CF CARD CONNECTOR MA TYPE

PC board layout (viewed from component side)

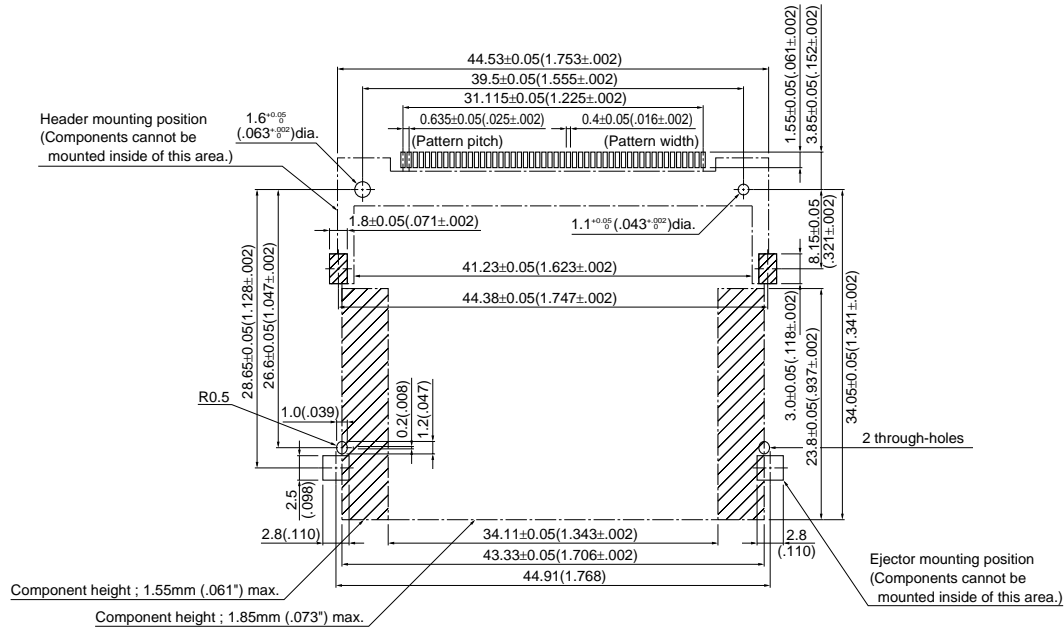


CF CARD CONNECTOR MA TYPE

PC board layout (viewed from component side)

For Type II cards/Stand off 1.85mm (.073")
Space-saving type

Normal type



For Type II cards/Stand off 0mm
Space-saving type

Reverse type

