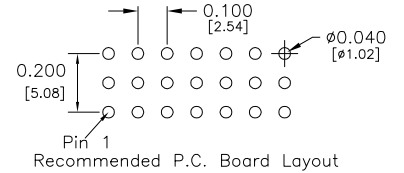
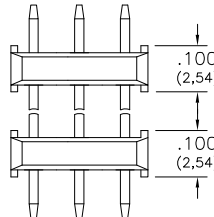
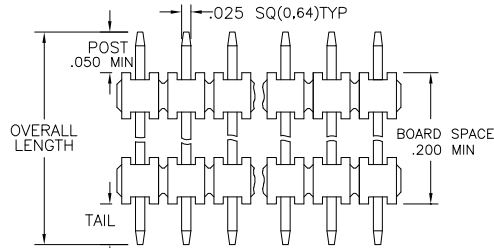
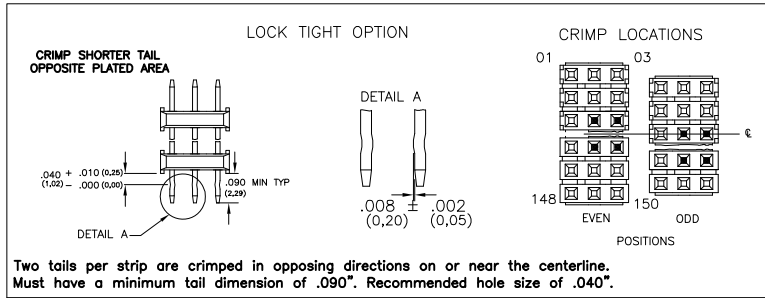
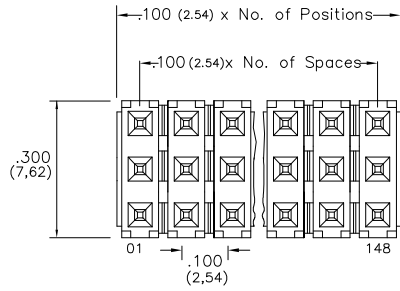


Major League Electronics .100 cl Board Stacker Terminal Strips - Custom



Tails may be clipped to achieve desired pin length

$$\text{Length (L)} - \text{Board Space (B)} - \text{Tail Length (T)} = \text{Post Height (P)}$$

Ordering Information

BSTC-1 [XX] - T - [XX] - [XX] - [XX] - [XX] - [XX] - [XX] - LF

Pins Per Row
01 - 50

Row Specification
T = Triple Row

Desired Tail Length
Please specify tail length
E.g. .137 (3.50) = 137

Lead Free

Polarized Position
Leave blank if not needed
If required, specify empty pin position, e.g. 012 for Pin 12

Lock Tight "LT" (Optional)
Leave blank if not needed
LT = With

Desired Board Space
Please specify required space
E.g. .100 (2.54) = 100
.200 (5.08) Minimum

Pin Option		
Overall Length		
.430	10.92mm	06
.445	11.30mm	08
.456	11.58mm	10
.480	12.19mm	11
.530	13.46mm	14
.630	16.00mm	16
.730	18.54mm	20
.830	21.08mm	22
.930	23.62mm	24
1.030	26.16mm	26
1.130	28.70mm	28
1.230	31.24mm	30
1.330	33.78mm	32
1.430	36.32mm	34
1.530	38.86mm	36

Plating Options	
G	- 10µ Gold on Contact area/Flash on Tail
T	- Matte Tin all Over
GT	- 10µ Gold on Contact Area / Matte Tin on Tail
H	- 30µ Gold on Contact Area / Matte Tin on Tail
F	- Gold Flash over Entire Pin

Specifications

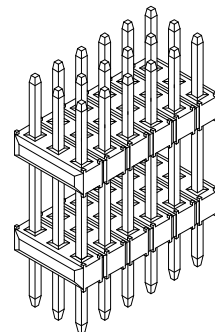
Current Rating: 3.0 Ampere
Insulation Resistance: 1000MΩ Min.
Dielectric Withstanding: 600V AC
Contact Resistance: 20 mΩ Max.
Operating Temperature: -40°C to + 105°C
Max. Process Temperature:
Peak: 260°C up to 20 secs.
Process: 230°C up to 60 secs.
Wave: 260°C up to 6 secs.
Manual Solder: 350°C up to 5 secs.

Materials

Contact Material: Phosphor Bronze
Insulator Material: Nylon 6T
Plating: Au or Sn over 50µ" (1.27) Ni

Mates with:

BCSS,
BSSH,
BSSHQ,
BSSQ,
BSSQC,
BSSQM,
LBCSS,
LSMBC,
LSWSS,
SMBC,
SSHQ,
SSHQR,
SSHR,
SSHS,
SSSHM



Products cut to specific sizes are uncancellable/nonreturnable

Parts are subject to change without notice

BSTC-1-T SERIES

.100 cl Triple Row
Board Stacker Terminal Strips - Custom

05 JAN 07

Scale
NTS

UNLESS OTHERWISE SPECIFIED
DIMENSIONS IN INCHES (MM)
TOLERANCES ARE:

ONE PLACE DECIMALS ±.100
TWO PLACE DECIMALS ±.010
THREE PLACE DECIMALS ±.005
FOUR PLACE DECIMALS ±.0020

ANGLES
±.5°



4235 Earnings Way, New Albany, Indiana, 47150, USA
1-800-782-3486 (USA/Canada/Mexico)

Tel: 812-944-7244

Fax: 812-944-7268

E-mail: mle@mlelectronics.com

Web: www.mlelectronics.com

Edition
1

Sheet
1/1