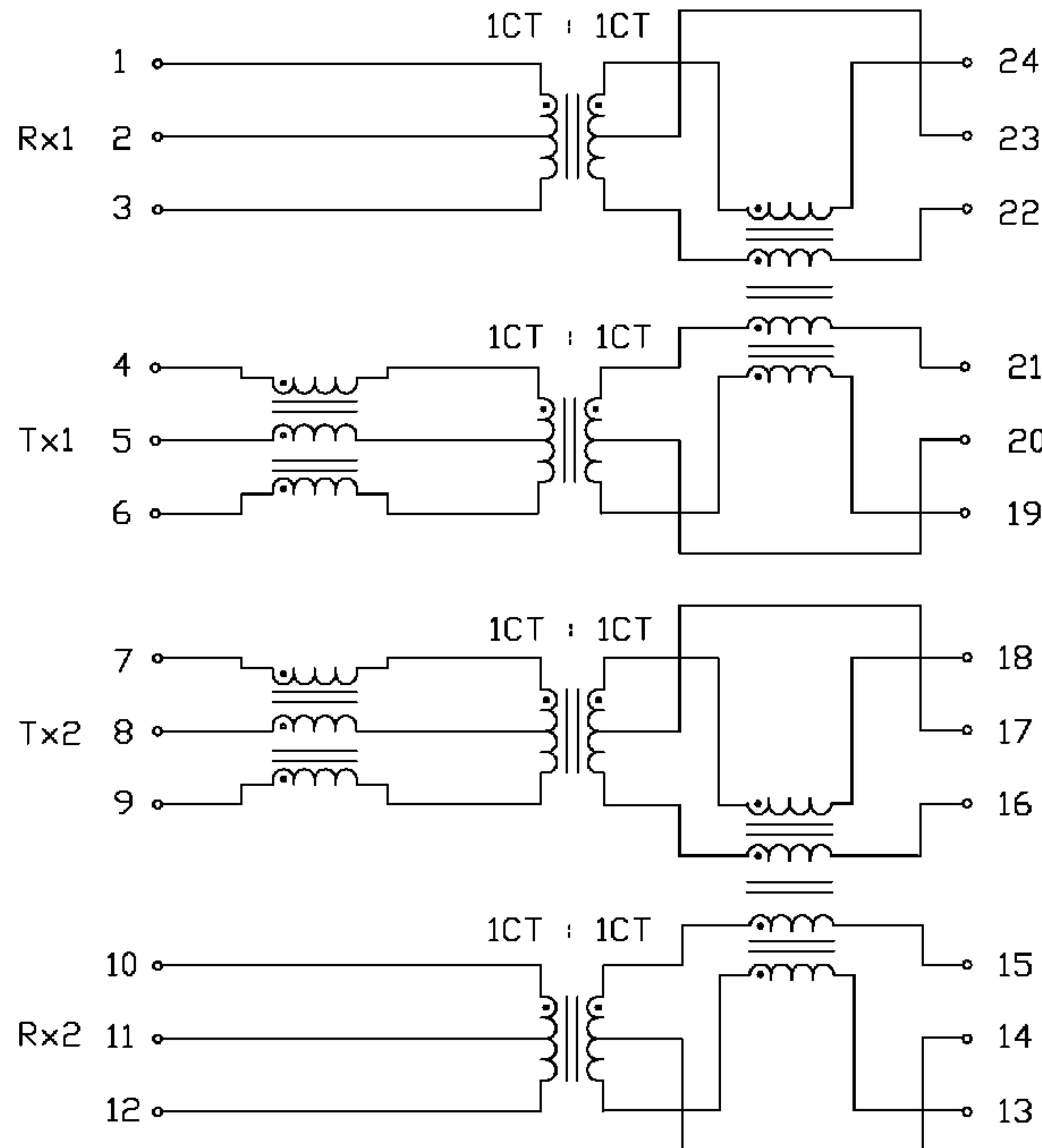


THE INFORMATION CONTAINED HEREIN IS CONSIDERED "PROPRIETARY" TO BEL FUSE INC. AND SHALL NOT BE COPIED, REPRODUCED OR DISCLOSED WITHOUT THE WRITTEN APPROVAL OF BEL FUSE INC.

ELECTRICAL SPECIFICATION @25°C



SCHEMATIC



URNS RATIO

(1-2-3) : (24-23-22)
 (4-5-6) : (21-20-19)
 (7-8-9) : (18-17-16)
 (10-11-12) : (15-14-13)

1CT : 1CT
 1CT : 1CT
 1CT : 1CT
 1CT : 1CT

POLARITY

Rx
 Tx

1°&24°, 10°&15°
 4°&21°, 7°&18°

INDUCTANCE

(1-3) = (10-12)
 (21-19) = (18-16)

350uH MIN. @ 8mA DC
 @ 0.1Vrms, 100kHz
 350uH MIN. @ 8mA DC
 @ 0.1Vrms, 100kHz

LEAKAGE INDUCTANCE

(1-3) WITH (24,23,22 SHORT)
 (4-6) WITH (21,20,19 SHORT)
 (7-9) WITH (18,17,16 SHORT)
 (10-12) WITH (15,14,13 SHORT)

0.40uH MAX. @1MHz
 0.50uH MAX. @1MHz
 0.50uH MAX. @1MHz
 0.40uH MAX. @1MHz

D.C. RESISTANCE

(1-2)=(2-3)=(10-11)=(11-12)
 (24-23)=(23-22)=(15-14)=(14-13)
 (4-5)=(5-6)=(7-8)=(8-9)
 (21-20)=(20-19)=(18-17)=(17-16)

0.50 OHMS MAX.
 0.80 OHMS MAX.
 0.90 OHMS MAX.
 0.80 OHMS MAX.

INTERWINDING CAPACITANCE

(1,2,3) TO (24,23,22)=(4,5,6) TO (21,20,19)
 (7,8,9) TO (18,17,16)=(10,11,12) TO (15,14,13)

40pF MAX.
 40pF MAX.

RETURN LOSS

2MHz TO 30MHz
 60MHz TO 80MHz

16dB MIN.
 10dB MIN.

INSERTION LOSS

100kHz TO 100MHz

1.5dB MAX.

HIPOT

PER HAND-WORK-03

DRWN	DATE
DQ Chen	11-03-04
CHKD	DATE
HD	11-03-04

TITLE
 ELECTRICAL SPECIFICATION

PART NO. / DRAWING NO.
 X558-5500-48
 FILE NAME
 X558550048A.DWG

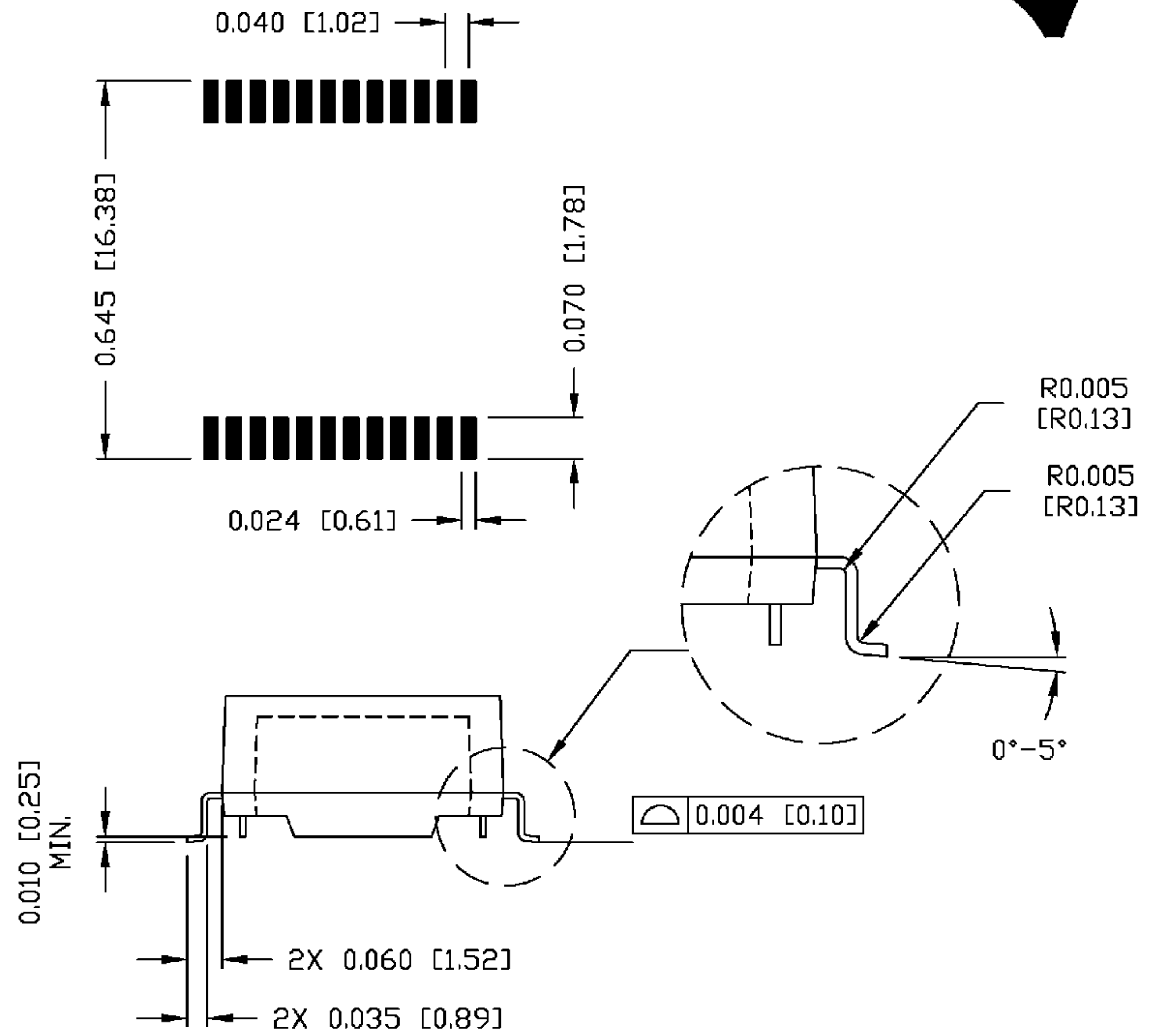
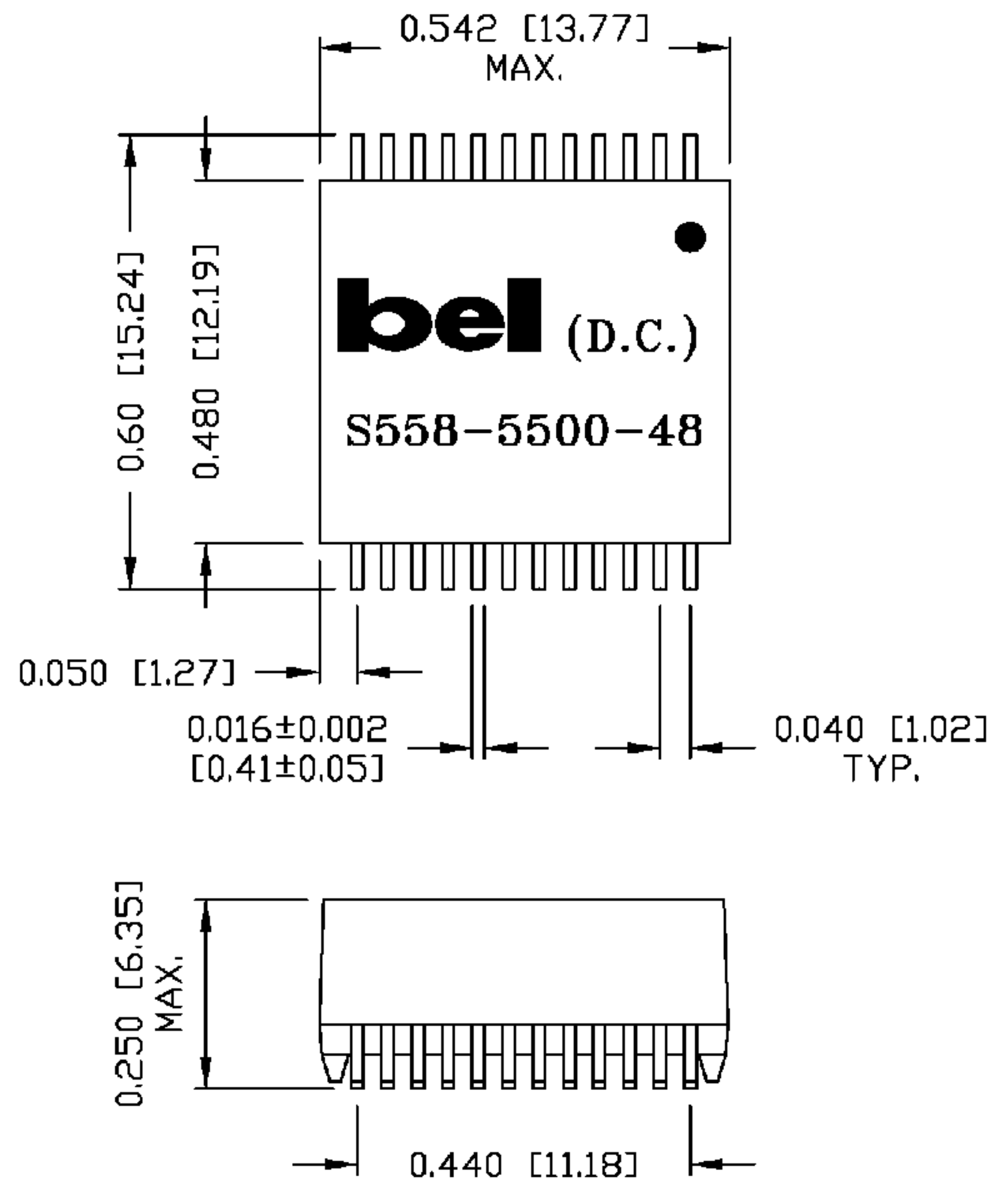
STANDARD DIM. TOL. IN INCH	[] METRIC DIM. AS REFERENCE
.X	UNIT : INCH [mm] REV. : A
.XX	SCALE : N/A SIZE : A4
.XXX	PAGE : 2



THE INFORMATION CONTAINED HEREIN IS CONSIDERED "PROPRIETARY" TO BEL FUSE INC. AND SHALL NOT BE COPIED, REPRODUCED OR DISCLOSED WITHOUT THE WRITTEN APPROVAL OF BEL FUSE INC.



SUGGESTED PCB PAD LAYOUT



NOTES:

1. STANDARD MARKING REFER TO DOC. HAND-WORK-04.
2. PACKAGE CODE: "QSS001".

DRWN DQ Chen	DATE 11-03-04	TITLE MECHANICAL SPECIFICATION	PART NO. / DRAWING NO. X558-5500-48	STANDARD DIM. TOL. IN INCH	[] METRIC DIM. AS REFERENCE	 COMPONENTS FOR A CONNECTED PLANET
CHKD HQ	DATE 11-03-04		FILE NAME X558550048A.DWG	.X	UNIT : INCH [mm]	
				.XX ±0.01	SCALE : N/A	
				.XXX ±0.005	SIZE : A4	
					REV. : A	
					SIZE : A4	
					PAGE : 3	