


CotoMOS CT474/CS474

The CT474 and CS474 feature current switching capability to 90mA with a low on resistance of 50Ω Maximum. Designed for Security, Measurement and Instrumentation applications the CotoMOS® relay is capable of handling 400V load conditions. If your requirements are different please contact your Coto Applications Engineer for assistance through www.cotorelay.com.

CT474/CS474 Features

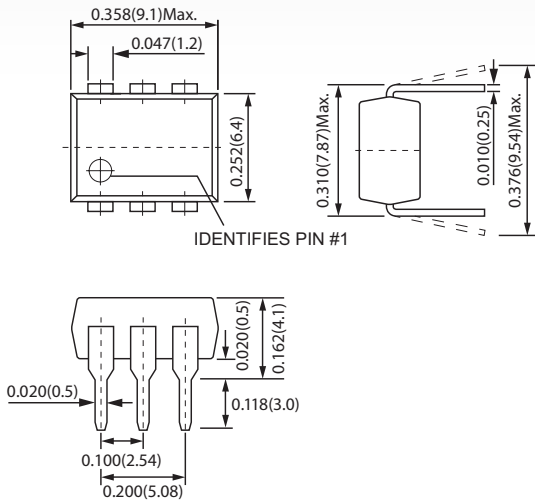
- ▶ Contact Form: 1b
- ▶ Load Voltage: 400V Maximum
- ▶ Operation LED Current: 3.0mA Maximum
- ▶ Load Current: 90mA Maximum
- ▶ On-Resistance: 50Ω Maximum
- ▶ Low Off-State Leakage Current: 10μA Maximum
- ▶ I/O Breakdown Voltage: 1500Vrms Minimum
- ▶ Suffix -H for I/O Breakdown Voltage: 5000Vrms Minimum



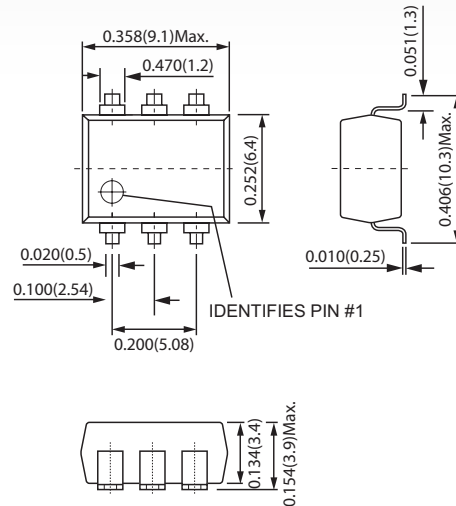
DIMENSIONS

in Inches (Millimeters)

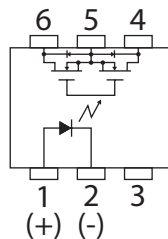
CT474



CS474



TERMINAL IDENTIFICATION



1: Anode (LED)
2: Cathode (LED)
3: NC

4,6: Drain (MOS FET)
5: Source (MOS FET)

CT474/CS474 MAXIMUM RATINGS (Ambient Temperature: 25°C)			
Parameters	Symbol	Units	Value
INPUT SPECIFICATIONS			
Continuous LED Current	I _F	mA	50mA
Peak LED Current	I _{FP}	mA	500mA
LED Reverse Voltage	V _R	V	5V
Input Power Dissipation	P _{in}	mW	75mW
OUTPUT SPECIFICATIONS			
Load Voltage	V _L	V	400V (AC peak or DC)
Load Current	I _L	A	90mA
Peak Load Current	I _{Peak}	A	0.6A
Output Power Dissipation	P _{Out}	mW	450mW
RELAY SPECIFICATIONS			
Total Power Dissipation	P _T	mW	500mW
I/O Breakdown Voltage	V _{I/O}	V	1500Vrms
Operating Temperature	T _{Opr}		-40°C ~ +85°C
Storage Temperature	T _{Stg}		-40°C ~ +100°C

CT474/CS474 ELECTRICAL SPECIFICATIONS (Ambient Temperature: 25°C)						
Parameters	Symbol	Test Conditions	Units	Min	Typ	Max
INPUT						
LED Forward Voltage	V _F	I _F =10mA	V	1.0		1.5
Operation LED Current	I _{F On}		mA		0.9	3.0
Recovery LED Voltage	V _{F Off}		V	0.5		
OUTPUT						
On-Resistance Drain to Drain	R _{On}	I _F =10mA, I _L =Rating Time to flow is within 1 sec.	Ω		30	50
Off-State Leakage Current	I _{Leak}	V _L =400V	μA			10
Output Capacitance	C _{Out}	V _L =0V, f=1MHz	pF		165	
TRANSMISSION						
Turn-On Time	T _{On}	I _F =10mA, I _L =Rating	ms		0.35	2.0
Turn-Off Time	T _{Off}		ms		0.05	1.0
COUPLED						
I/O Insulation Resistance	R _{I/O}		Ω	10 ⁹		
I/O Capacitance	C _{I/O}	f=1MHz	pF		1.3	

Environmental Ratings:

Operating Temp: -40°C to +85°C; Storage Temp: -40 to +100 C.
All electrical parameters measured at 25° C unless otherwise specified.