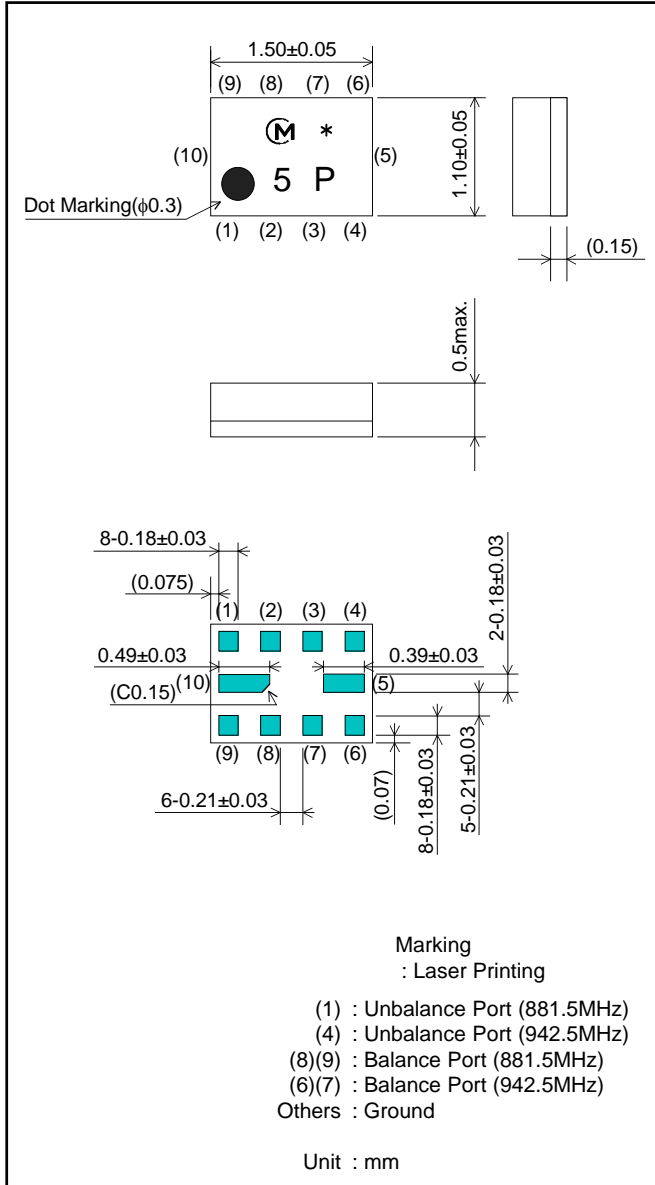


SAW FILTER FOR GSM850/GSM900

Murata part number : SAWFD881MCM0F00 ($f_c=881.5\text{MHz}$)

Package Dimensions



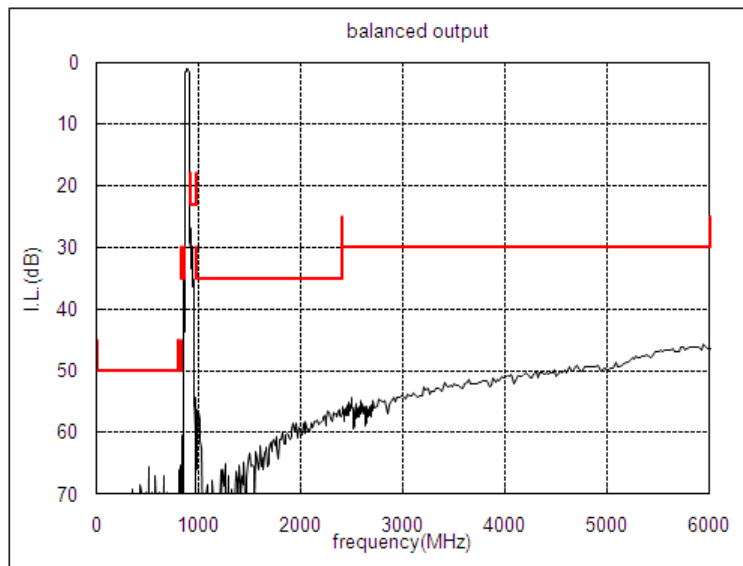
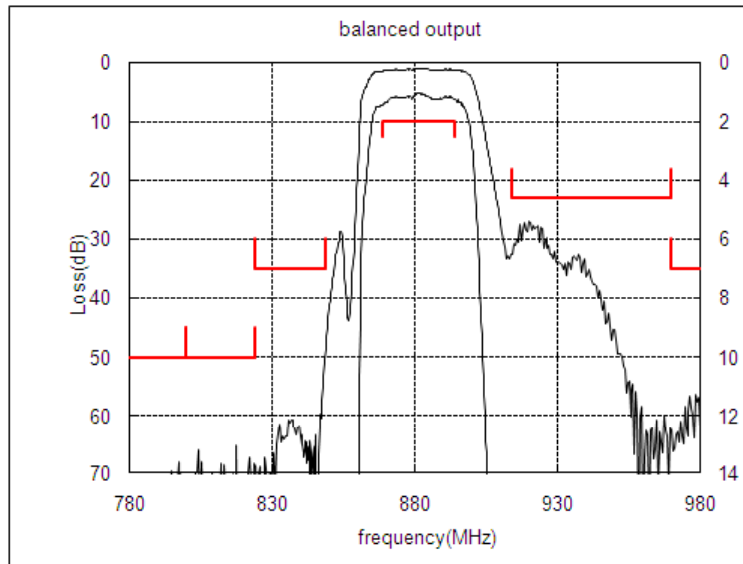
Specification

Item	Specification		
	-30 to 85°C	25±2°C	typ.
Nominal Center Frequency(f_c)	881.5MHz		
Insertion Loss (869 to 894MHz)	2.0 dB max.	1.9 dB max.	1.4 dB
Absolute Attenuation			
1) 0.1 to 800 MHz	50 dB min.	50 dB min.	65 dB
2) 800 to 824 MHz	50 dB min.	50 dB min.	70 dB
3) 824 to 849 MHz	35 dB min.	38 dB min.	51 dB
4) 914 to 970 MHz	23 dB min.	23 dB min.	26 dB
5) 970 to 2400 MHz	35 dB min.	35 dB min.	53 dB
6) 2400 to 6000 MHz	30 dB min.	30 dB min.	46 dB
Ripple Deviation (869 to 894MHz)	1.1 dB max.	0.9 dB max.	0.3 dB
VSWR (869 to 894MHz)	2.0 max.	1.9 max.	1.4
Amplitude Balance (869 to 894MHz)	±0.8dB max.	±0.5dB max.	+0.1dB
Phase Balance (869 to 894MHz)	180±5deg. max.	180±5deg. max.	180+1.4deg.
Unbalance Port Matching Impedance (nominal)	50Ω		
Balance Port Matching Impedance (nominal)	150Ω//82nH		
Input Signal Level	31.6mW (+15dBm), 2000 hours		

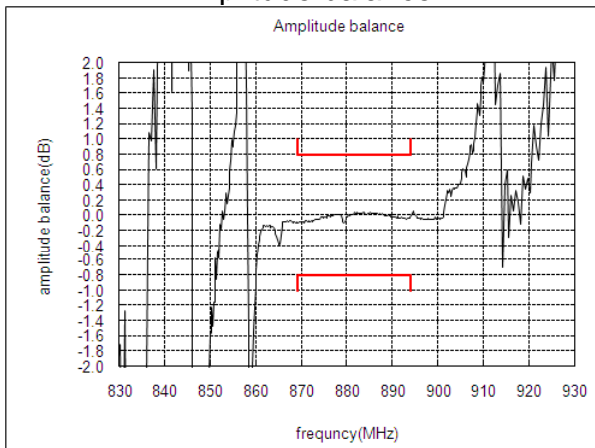
SAW FILTER FOR GSM850/GSM900

Murata part number : SAWFD881MCM0F00 ($f_c=881.5\text{MHz}$)

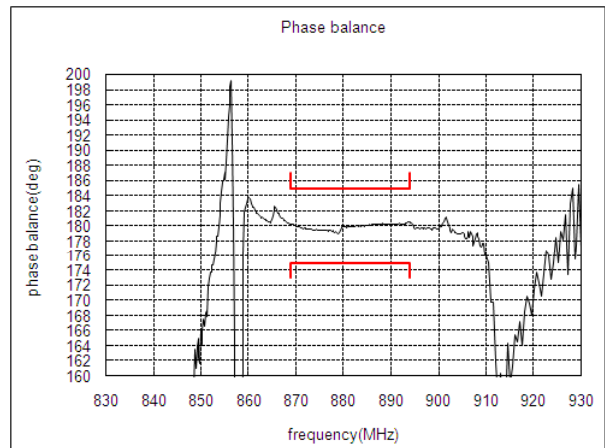
Frequency Performance



Amplitude balance



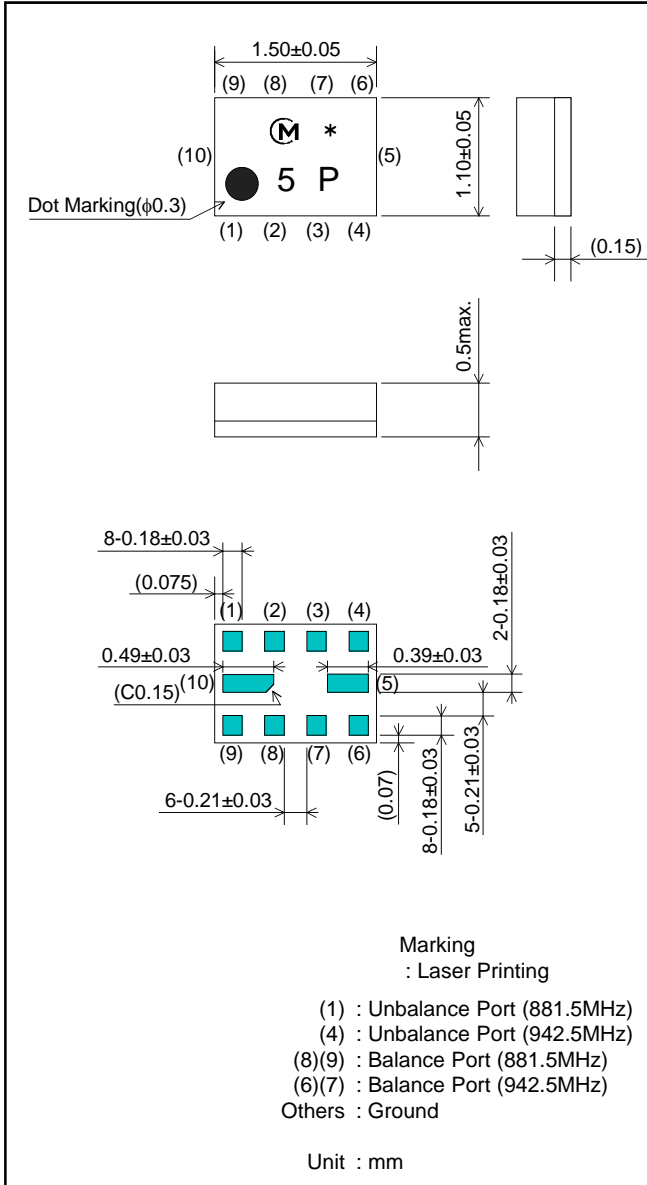
Phase balance



SAW FILTER FOR GSM850/GSM900

Murata part number : SAWFD881MCM0F00 ($f_c=942.5\text{MHz}$)

Package Dimensions



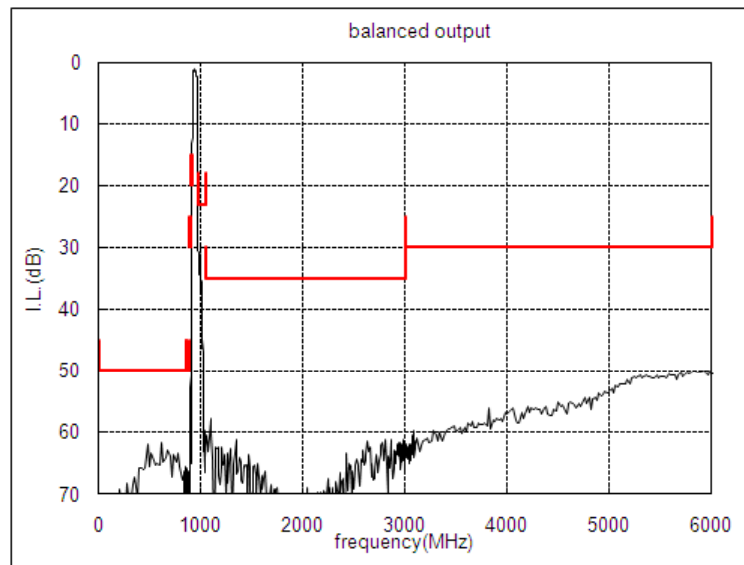
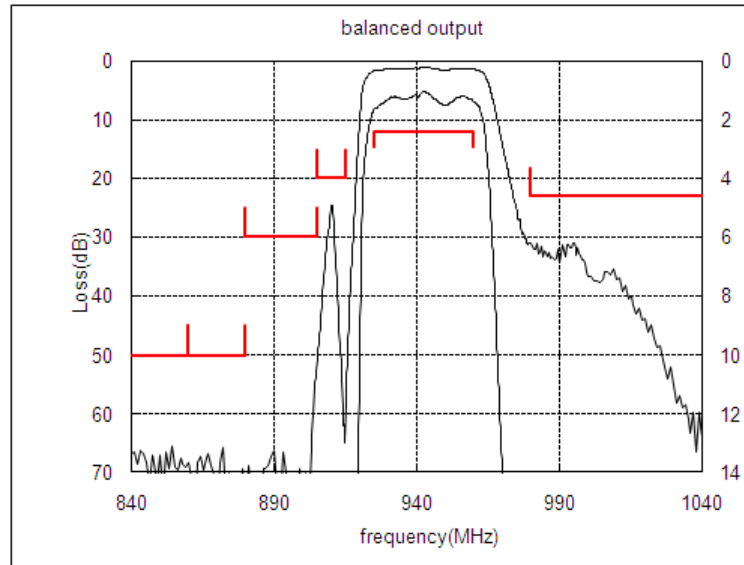
Specification

Item	Specification		
	-30 to 85°C	25±2°C	typ.
Nominal Center Frequency(f_c)	942.5MHz		
Insertion Loss (925 to 960MHz)	2.4 dB max.	2.1 dB max.	1.6 dB
Absolute Attenuation			
1) 0.1 to 860 MHz	50 dB min.	50 dB min.	65 dB
2) 860 to 880 MHz	50 dB min.	50 dB min.	74 dB
3) 880 to 905 MHz	30 dB min.	32 dB min.	45 dB
4) 905 to 915 MHz	20 dB min.	22 dB min.	30 dB
5) 980 to 1050 MHz	23 dB min.	23 dB min.	31 dB
6) 1050 to 3000 MHz	35 dB min.	35 dB min.	57 dB
7) 3000 to 6000 MHz	30 dB min.	30 dB min.	48 dB
Ripple Deviation (925 to 960MHz)	1.5 dB max.	1.3 dB max.	0.5 dB
VSWR (925 to 960MHz)	2.1 max.	2.0 max.	1.8
Amplitude Balance (925 to 960MHz)	±0.8dB max.	±0.5dB max.	+0.3dB
Phase Balance (925 to 960MHz)	180±5deg. max.	180±5deg. max.	180+2deg.
Unbalance Port Matching Impedance (nominal)	50Ω		
Balance Port Matching Impedance (nominal)	150Ω//82nH		
Input Signal Level	31.6mW (+15dBm), 2000 hours		

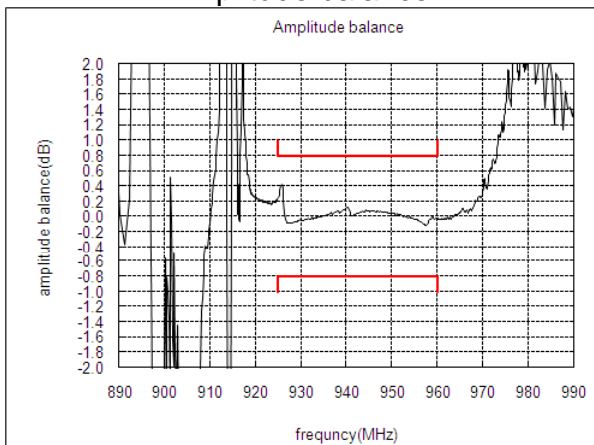
SAW FILTER FOR GSM850/GSM900

Murata part number : SAWFD881MCM0F00 ($f_c=942.5\text{MHz}$)

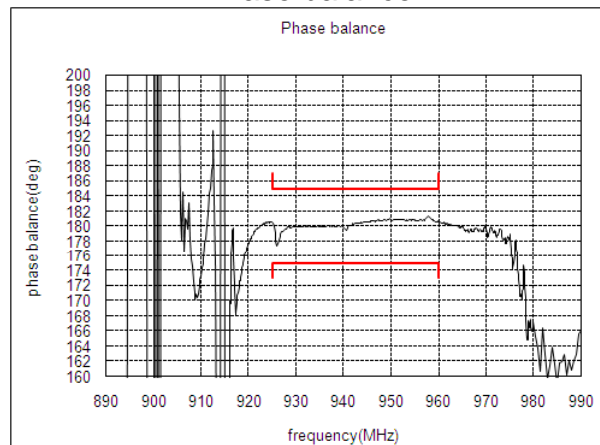
Frequency Performance



Amplitude balance



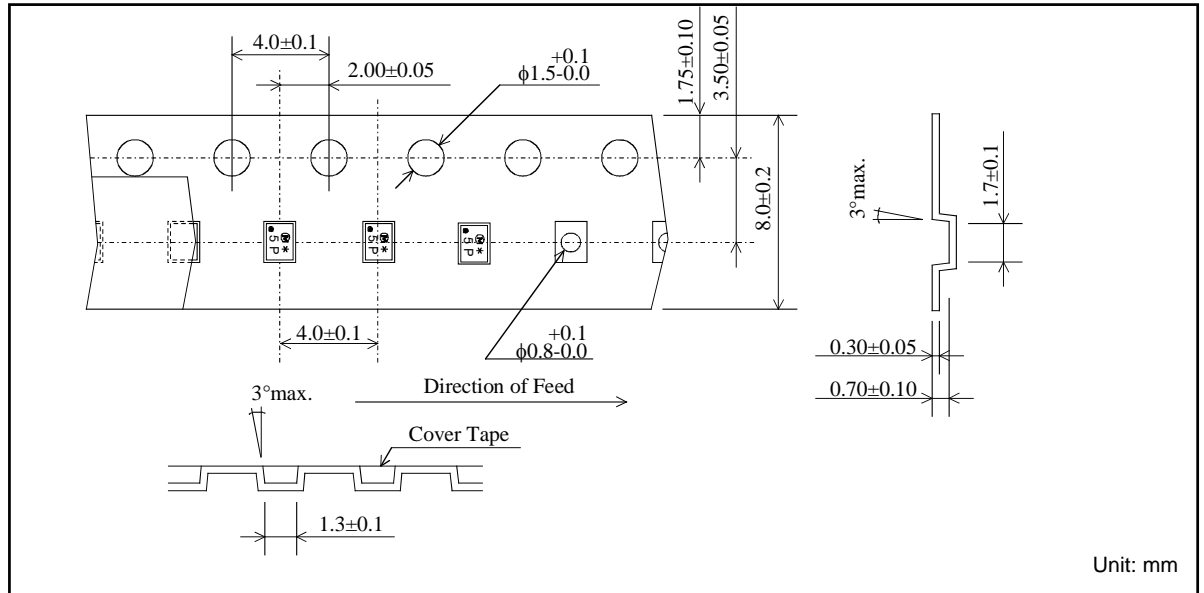
Phase balance



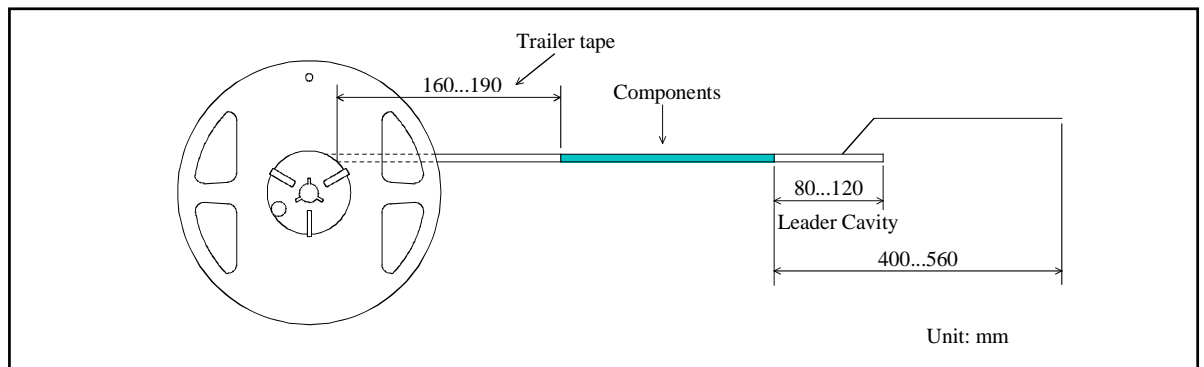
SAW FILTER FOR GSM850/GSM900

Murata part number : SAWFD881MCM0F00

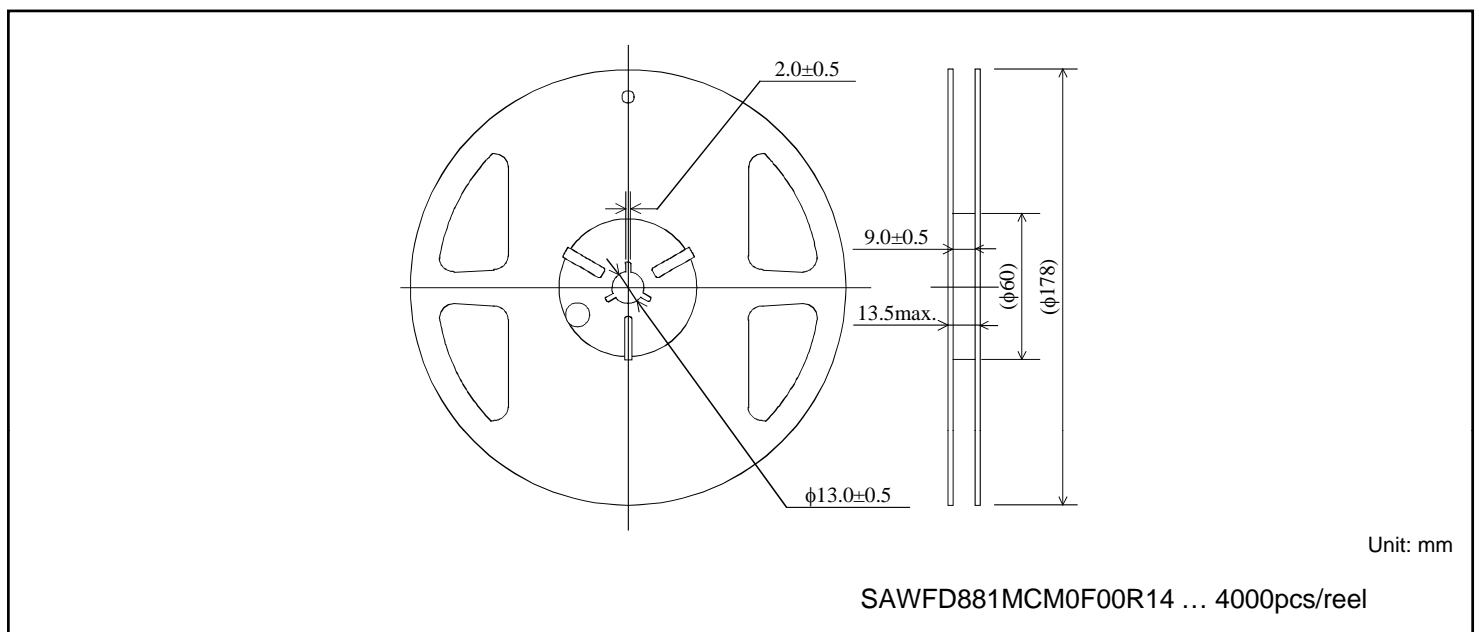
■ Dimensions of Carrier Tape



■ Dimensions of Tape



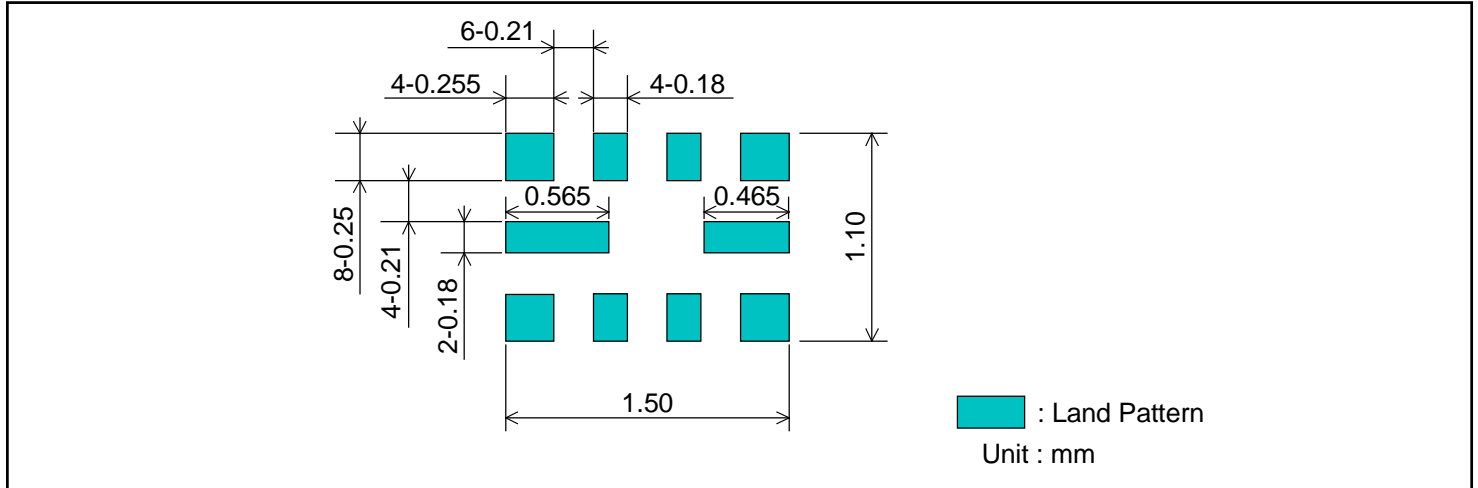
■ Dimensions of Reel



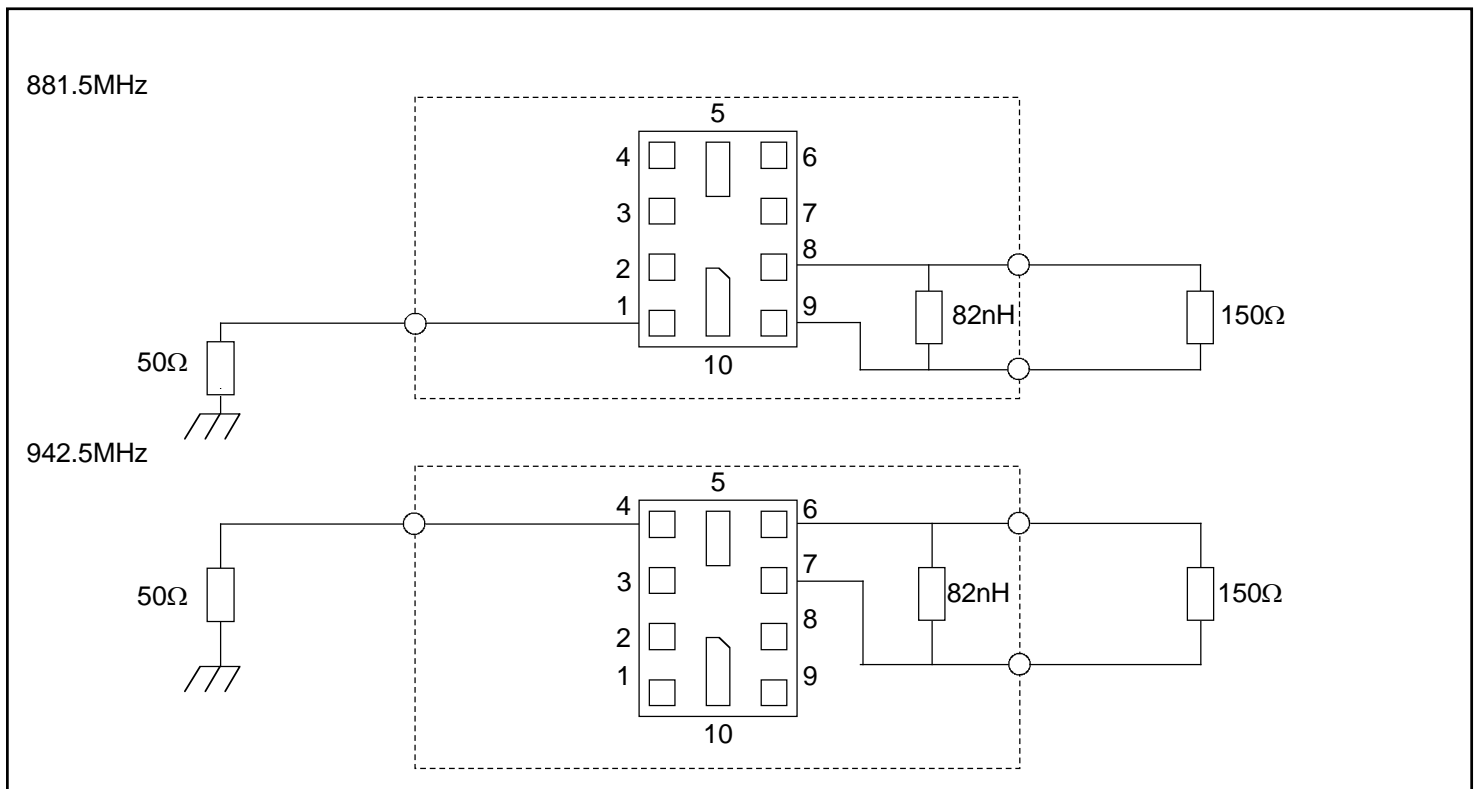
SAW FILTER FOR GSM850/GSM900

Murata part number : SAWFD881MCM0F00

Recommended Land Pattern



Test Circuit



- This PDF Datasheet is downloaded from the website of Murata Manufacturing Co., Ltd. Therefore, it's specifications are subject to change or our products in it may be discontinued without advance notice. Please check with our sales representatives or product engineers before ordering.
- This PDF Datasheet has only typical specifications because there is no space for detailed specifications. Therefore, please approve our product specifications or transact the approval sheet for product specifications before ordering.