

4.7 mm×3.5 mm Double-action Side-operational SMD Light Touch Switches

Type: **EVPAJ**



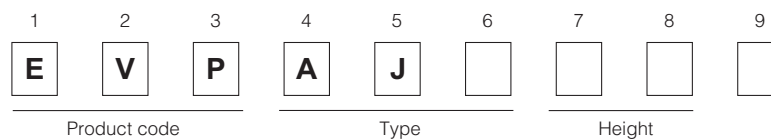
■ Features

- External dimensions : 4.7 mm×3.5 mm (Without push plate), Height : 1.2 mm
- With ground terminal

■ Recommended Applications

- Camera function
(Digital still cameras, Camcorders, Mobile phones, etc.)
- Operating switches for menu scrolling and confirmation for portable equipment.


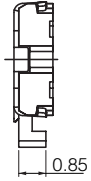
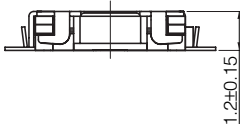
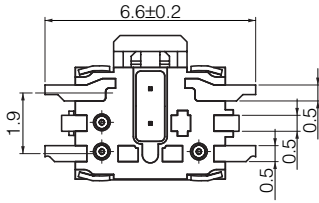
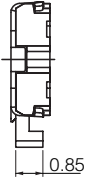
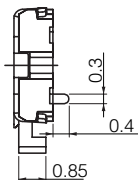
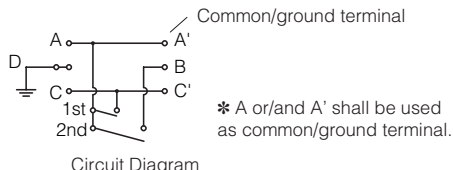

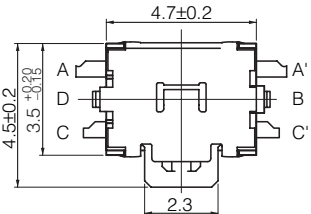
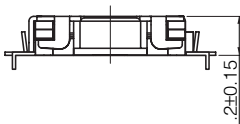
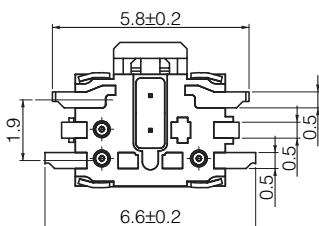
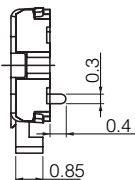
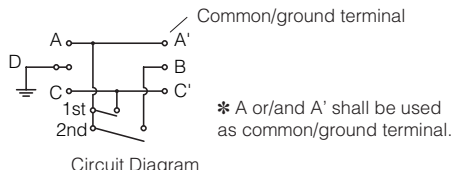
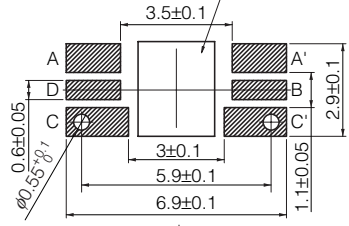
■ Explanation of Part Numbers



■ Specifications

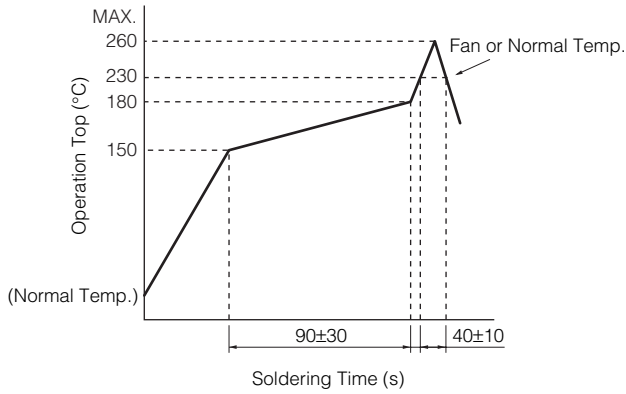
Type	Snap action/Push-on type SPDT	
	Rating	10 μ A 2 Vdc to 20 mA 15 Vdc (Resistive load)
	Contact Resistance	500 m Ω max.
	Insulation Resistance	100 M Ω min. (at 100 Vdc)
	Dielectric Withstanding Voltage	250 Vac for 1 minute
	Bouncing	3 ms max. (ON) 20 ms max. (OFF)
Mechanical	Operating Force (1st Action)	1.6 N
	Operating Force (2nd Action)	2.6 N
	Travel (1st Action)	0.15 mm
	Travel (2nd Action)	0.4 mm
	Push Strength	30 N for 15 seconds
Endurance	Operating Life	100000 cycles min.
Operating Temperature		-20 °C to +70 °C
Storage Temperature		-40 °C to +85 °C (Bulk) -20 °C to +60 °C (Taping)
Minimum Quantity/Packing Unit		5000 pcs. Embossed Taping (Reel Pack)
Quantity/Carton		25000 pcs.

■ Dimensions in mm (not to scale)

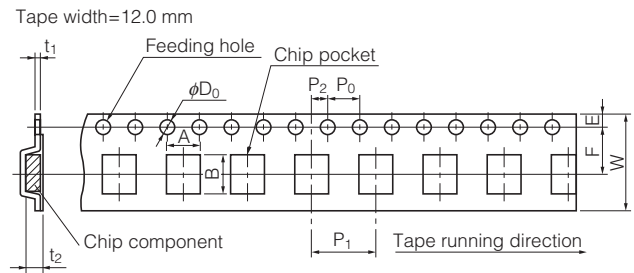
<p>EVPAJ</p> <p>(Embossed Taping) With Ground Terminal</p> <p>Part Numbers : EVPAJAC1A</p> 	     <p>Circuit Diagram</p> <p>Common/ground terminal</p> <p>* A or/and A' shall be used as common/ground terminal.</p> <p>Please do not Provide any Land pattern in this area.</p>  <p>Push plate side</p> <p>PWB land pattern for reference(View from mounting side)</p>
<p>EVPAJ</p> <p>L-shape</p> <p>Part Numbers : EVPAJAE1A</p> 	     <p>Circuit Diagram</p> <p>Common/ground terminal</p> <p>* A or/and A' shall be used as common/ground terminal.</p> <p>Please do not Provide any Land pattern in this area.</p>  <p>Push plate side</p> <p>PWB land pattern for reference(View from mounting side)</p>

Design and specifications are each subject to change without notice. Ask factory for the current technical specifications before purchase and/or use. Should a safety concern arise regarding this product, please be sure to contact us immediately.

Recommended Reflow Soldering Conditions



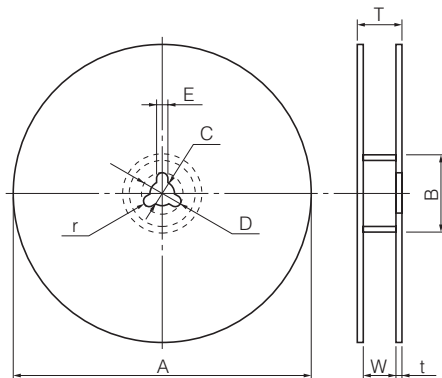
Embossed Carrier Taping



Unit: mm

Part No.	Height	A	B	W	F	E	P_1	P_2	P_0	D_0 Dia.	t_1	t_2
EVPAJ	1.2	6.8 ± 0.2	4.9 ± 0.2	$12.0^{+0.3}_{-0.1}$	5.78 ± 0.1	1.75 ± 0.1	8.0 ± 0.1	2.0 ± 0.1	4.0 ± 0.1	$1.5^{+0.1}_{-0}$	0.3 ± 0.05	$1.95^{+0.3}_{-0}$

Standard Reel Dimensions in mm (not to scale)



Item	A	B	C	D	E
Rate (mm)	$\phi 380.0 \pm 2.0$	$\phi 80.0 \pm 1.0$	$\phi 13.0 \pm 0.5$	$\phi 21.0 \pm 1.0$	2.0 ± 0.5

Item	W	T	t	r
Rate (mm)	13.5 ± 1.0	17.5 ± 1.0	-	-