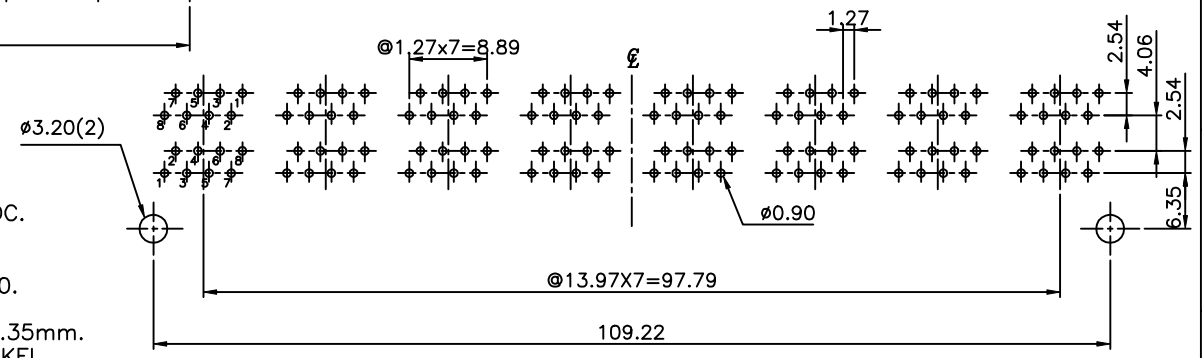
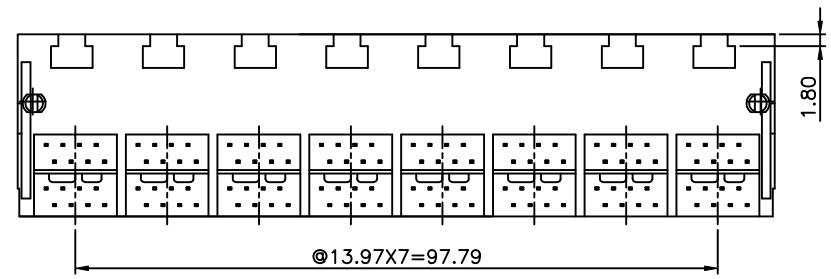
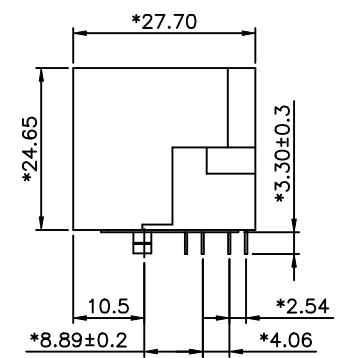
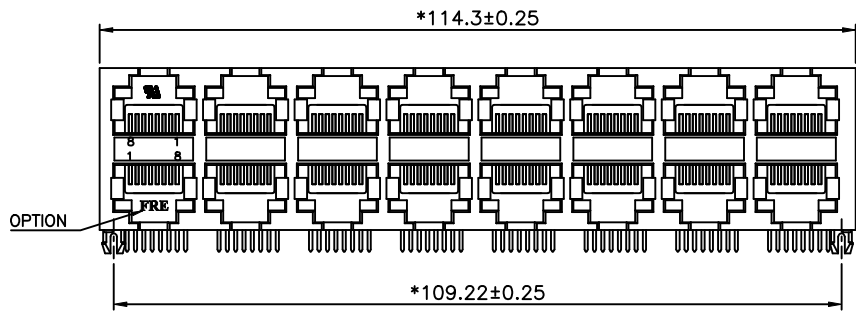


REVISION RECORD				
REV	ECO	DESCRIPTION	DRFT	CHKD



PC Board Layout Component Side Shown
Thickness=1.6mm

NOTES:

ELECTRICAL:

- VOLTAGE RATING : 125 VAC RMS.
- CURRENT RATING : 1.5 AMP.
- CONTACT RESISTANCE : 50 MILLIOHMS MAX.
- INSULATION RESISTANCE: 1000 MEGOHMS MIN @ 500 VDC.
- DIELECTRIC STRENGTH : 1000 VAC RMS 60Hz, 1MIN.

MECHANICAL:

- HOUSING MATERIAL : PBT+30%.G.F UL 94V-0.
- HOUSING COLOUR : BLACK.
- CONTACT MATERIAL : PHOSPHOR BRONZE t=0.35mm.
- PLATING : GOLD PLATING OVER NICKEL.
- OPERATING LIFE : 750 CYCLES MIN.
- PCB RETENTION PRE-SOLDER : 1 LB MIN.
- PCB RETENTION POST-SOLDER: 10 LBS MIN.

ENVIRONMENTAL:

- STORAGE : -40°C TO +85°C.
- OPERATION: -40°C TO +85°C.
- WAVE SOLDERING TEMPERATURE: 230°C~250°C(5~10 SECONDS).

MATES WITH MODULAR PLUG CONFORMING TO

FCC PART 68, SUBPART F.
CUL FILE NO. 163191

ROHS PART NUMBER: E5908-0TG0XX-L

4- W/ "FRE" LOGO 1- 3u" 2- 6u" 3-15u"
U- W/O "FRE" LOGO 4-30u" 5-50u"

DETACHED LISTS	← MM (INCH) →		DFTO JAMY	DATE 10/25/05
	TOLERANCES EXCEPT AS NOTED		CHKD JMS	DATE 10/12/05
	MM	±	MFO	DATE
	.0 ± 0.2	±	APPVL LMS	DATE 10/12/05
	.00 ± 0.15	±	MATERIAL :	
.000 ± 0.075	±	QT'Y :		
ANGLES ± 0.5		FINISH :		
THIRD ANGLE PROJECTION		SCALE : 1.25 : 1		

FULL RISE ELECTRONIC CO., LTD			
TITLE STAMPED PIN III W/O SHIELD JACK, 2X8			
DRAWING NO. GE593B58-LC			SIZE REV
/PART NO. SEE NOTE			A3 0
DO NOT SCALE DRAWING			SHEET 1 OF 1