

● PROFESSIONAL LED INDICATORS Ø8.1mm Mounting

FEATURES



534 SERIES







PACK QUANTITY = 10 PIECES

- Each product will operate over a wide voltage input range
- Robust stainless steel housing
- Full internal potting to resist shock and vibration
- Sealed to IP67
- True Bi-polar product for low voltage DC applications
- Other voltages including DC options available in this range

SPECIFICATIONS

Ordering Information & Typical Technical Characteristics (Ta = 25°C)

Mean Time Between Failure = 100,000 Hours. Luminous intensity figures refer to the unmodified discrete LED.

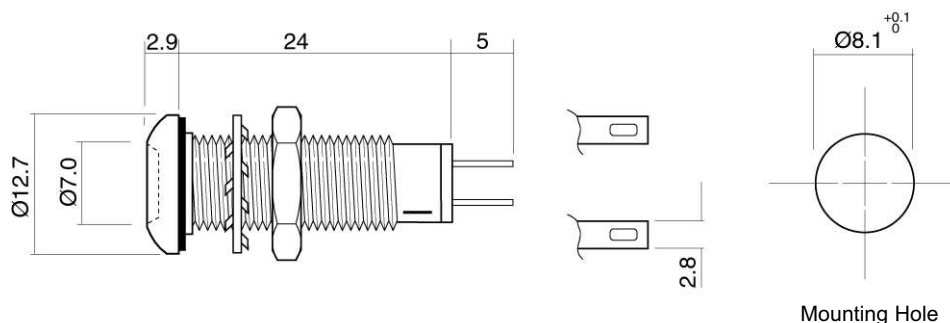
PART NUMBER	COLOUR	LENS	VOLTAGE AC/DC Vopr	CURRENT DC (mA) Iopr	LUMINOUS INTENSITY Iv@20mA (mcd)	WAVE LENGTH λp (nm)	OPERATING TEMP Topr	STORAGE TEMP Tstg	
HIGH INTENSITY									
01-534-501-63	Red 	Colour Diffused	12-28	6-16	11000	643	-40 ~ +95^	-40 ~ +100	Yes
01-534-521-63	Yellow 	Colour Diffused	12-28	6-16	16000	591	-40 ~ +95^	-40 ~ +100	Yes
01-534-532-63	Green 	Colour Diffused	12-28	6-16	23000	527	-40 ~ +95^	-40 ~ +100	Yes
01-534-930-63	Blue 	Colour Diffused	12-28	6-16	7000	470	-40 ~ +95^	-40 ~ +100	Yes
01-534-997-63	Cool White 	Colour Diffused	12-28	6-16	14000	*see below	-40 ~ +95^	-40 ~ +100	Yes
UNITS			Vac/Vdc	mA	mcd	nm	°C	°C	

^ = Products must be derated according to the derating information. Each derating graph refers to specific LEDs. Refer to page 2.

997F-C	*Typical emission colour cool white			
x	0.245	0.361	0.356	0.264
y	0.229	0.385	0.351	0.220

Intensities (Iv) and colour shades of white (x,y co-ordinates) may vary between LEDs within a batch.

534 Series



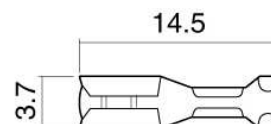
Dimensions in mm (Typical)
Not to scale

Mounting hole to be clean and burr free

MATERIALS

Body	Stainless steel grade 316
Nut	Stainless steel grade 316
Panel Seal	Viton
Termination	Copper with silver flash finish
Lock Washer	Stainless steel
Fresnel lens	Polycarbonate
Encapsulation	PC5430 resin
Header	Nylon 6 A82

PUSH-ON CONNECTORS



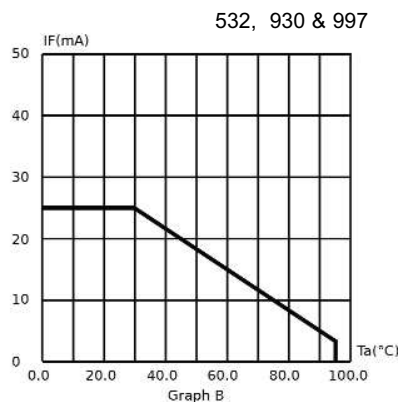
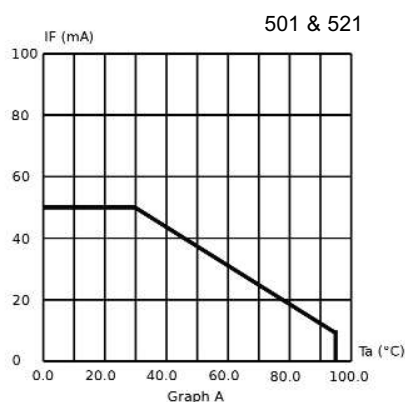
925-000-00 is brass tin plated.
For use with 534 series lamps.

Dimensions in mm (Typical)
Not to scale

TECHNICAL CHARACTERISTICS

SERIES	MAXIMUM POWER DISSIPATION	PANEL CUTOUT	MOUNTING TORQUE	MINIMUM MOUNTING CENTRES	MIN/MAX. PANEL THICKNESS	
534	825	8.1	0.65	X,Y=14.5	1.5-13.0	
UNITS	mw	mm	Nm	mm	mm	

DERATING INFORMATION



The information contained in this datasheet does not constitute part of any order or contract and should not be regarded as a representation relating to either products or service. We reserve the right to alter without notice the specification or any conditions of supply for products or service.



BS EN ISO 9001:2000
Approved Manufacturer