

# UTS Hi seal

**SEALED  
UNMATED**



## Description

**Dynamic IP68/IP69K - Waterproof connectors in mated and unmated condition**

- UTS Hi seal connector is a range of light-weight industrial plastic circular connectors compatible with MIL-DTL-26482 connectors. It offers **Dynamic IP68/IP69K** water protection in **both mated & unmated conditions**.
- Available :
  - in 5 shell sizes,
  - up to 21 contact arrangements
  - with multiple polarization options.
- Connectors are standard supplied with preassembled handsolder contacts. For desolder or crimp contacts, please consult factory.

## Applications

UTS Hi seal connector is suitable for a broad range of applications, such as

- Wet & submerged environments
- Instrumentation
- Meteorological measurement system
- Traffic control
- Videosurveillance
- Tunnel fans
- Water measurement

and there is more.

## Benefits

**Protection of electronics inside the equipments/boxes in case of maintenance, unmated conditions or cable damage**

**Intermateable and interchangeable with existing solutions**

- Design based on MIL-DTL-26482 connectors or equivalents such as : BS 9522 F0017, NFC93422, HE301B, VG 95328.

**Ideal for indoor / outdoor applications**

- Dynamic IP68/69K water protection (during vibration and cable movements)
- Corrosion resistance

**Operational safety - ESD**

- Plastic shells

**Rapid and secure locking system**

- Bayonet connector

**Suitable for overmoulding**

- Sealed insulator and contacts

**Respect for environment**

- RoHS compliant

**Visual identification**

- Coloured rings



**SOURIAU**  
Connection Technology

# UTS Hi seal



## Technical characteristics

### Mechanical

- Durability 250 matings & unmatings
- Vibration resistance Sinusoidal vibrations per CEI 60512-4 - from 10 to 2000 Hz
- Thermal shock 5 cycles 30 min. from -40°C to 105°C per MIL-STD 1344 method 1003

### Electrical

- Current per contact max. Size 16: 13A  
Size 20: 7.5A
- Insulation resistance  $\geq 5000 \text{ M}\Omega$  under 500Vcc at 25°C
- Test potential 1500 Veff between contacts size 20  
2300 Veff between contacts size 16
- Working voltage 600 V - contacts size 20  
1000 V - contacts size 16 according to MIL-DTL-26482

### Environmental

- Operating temperature -40°C to + 105°C
- Sealing (mated/unmated) Dynamic IP68 - under water for 1 week, 1 bar  
Dynamic IP69K per DIN 40050 500 hours
- Salt spray
- UV resistance No mechanical degradation or important variation of color after 5 years of exposure in natural environment (equivalence exposure to sun and moisture as per ISO4892)
- RoHS compliant & conform to the Chinese standard SJ/T1166-2006 (Chinese RoHS equivalent)

### Material

- Housing + Backshell Thermoplastic UL94-V0



## Contacts arrangements

**Size 8**

<b>2</b>	<b>3</b>	<b>3A/98</b>	<b>4</b>	<b>33</b>
Contacts : 2 Ø 1 (#20)	Contacts : 3 Ø 1 (#20)	Contacts : 3 Ø 1 (#20)	Contacts : 4 Ø 1 (#20)	Contacts : 3 Ø 1 (#20)

**Size 10**

<b>6</b>	<b>7</b>	<b>98</b>
Contacts : 6 Ø 1 (#20)	Contacts : 7 Ø 1 (#20)	Contacts : 6 Ø 1 (#20)

**Size 12**

<b>2</b>	<b>3</b>	<b>8</b>	<b>10</b>	<b>14</b>
Contacts : 2 Ø 1.6 (#16)	Contacts : 3 Ø 1.6 (#16)	Contacts : 8 Ø 1 (#20)	Contacts : 10 Ø 1 (#20)	Contacts : 14 Ø 1 (#20)

**Size 14**

<b>5</b>	<b>12</b>	<b>15</b>	<b>18</b>	<b>19</b>
Contacts : 5 Ø 1.6 (#16)	Contacts : 8 Ø 1 (#20) 4 Ø 1.6 (#16)	Contacts : 14 Ø 1 (#20) 1 Ø 1.6 (#16)	Contacts : 18 Ø 1 (#20)	Contacts : 19 Ø 1 (#20)

**Size 18\***

<b>11</b>	<b>32</b>	<b>30</b>
Contacts : 11 Ø 1.6 (#16)	Contacts : 32 Ø 1 (#20)	Contacts : 29 Ø 1 (#20) 1 Ø 1.6 (#16)

\* Please consult factory

# UTS Hi seal

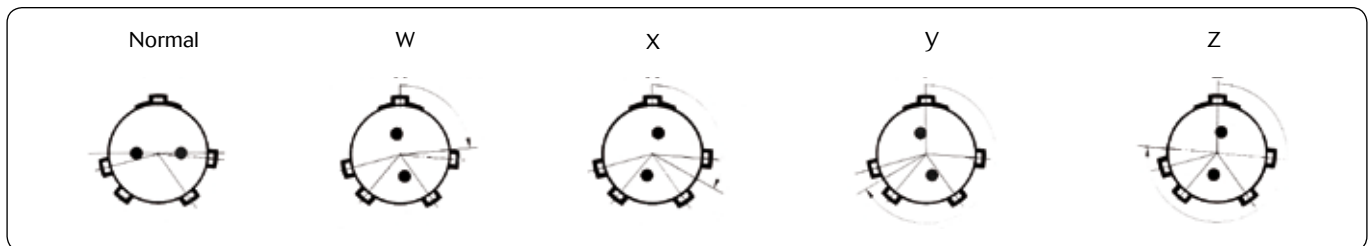


## Ordering information

Connector family	UTS	7	-	8	E	2	P	-
	UTS	6	JC	8	E	2	S	-
<b>Body variation</b>								
6 Cable plug + backshell								
7 Jam nut receptacle								
0 Square flange receptacle								
<b>Backshell</b> : JC = Backshell (only for plug) / No digit = No backshell (only for plug)								
<b>Shell size</b> : 8, 10, 12, 14, 18								
<b>Contact type</b>								
E = Handsolder contacts / R = Crimp contacts* / D = PC tail contacts*								
<b>Insert arrangement</b> - see previous page								
<b>Contact gender</b> : P = Pin contacts / S = Socket contacts								
<b>Insert rotation</b> : No digit = Normal / W, X, Y, Z = Different orientations - see below								

\* Please consult factory

## Insert orientation - Insert rotated in body (viewed from front face of male insert)

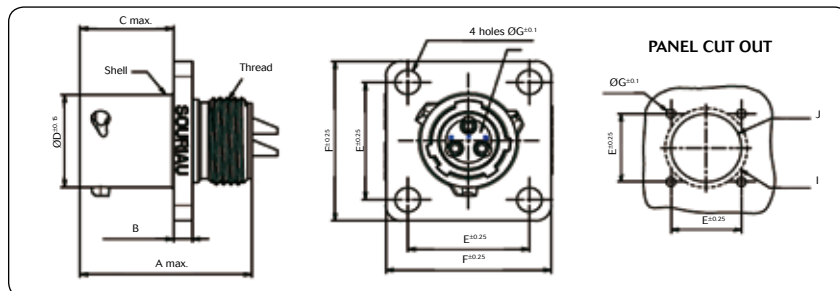


Shell size	8					10			12				14				18				
Layouts	2	3	3A(98)*	4	33	6	7*	98	3	8	10	2	14*	5	12	15	18	19	11	32	30
W	58	60	60	45	90	90	90	90	-	90	60	-	45	40	43	17	15	30	62	5	180
X	122	210	210	-	-	-	-	180	-	112	155	-	-	92	90	110	90	165	119	138	193
Y	-	-	-	-	-	-	-	240	180	203	270	-	-	184	-	155	180	315	241	222	285
Z	-	-	-	-	-	-	-	270	-	292	295	-	-	273	-	234	270	-	340	265	350

\* 8-98 layout, W and X non standard orientations / 10-7 & 12-14 layouts, X non standard orientation

## Range presentation

### Square flange receptacle with handsolder contacts



Shell size	Part numbers		A	B	C	Ø D	E	F	G	Ø I	Ø J
	Male contact	Female contact									
8	UTS08E -- P -	UTS08E -- S -	21.5	2.3	11.7	12.0	15.1	21.0	3.2	15.5	12.5
10	UTS010E -- P -	UTS010E -- S -	21.5	2.3	11.7	15.0	18.3	23.8	3.2	17.3	15.1
12	UTS012E -- P -	UTS012E -- S -	21.5	2.3	11.7	19.0	20.6	26.2	3.2	21.8	18.2
14	UTS014E -- P -	UTS014E -- S -	21.5	2.3	11.7	22.2	23.0	28.6	3.2	25.0	21.5
18	UTS018E -- P -*	UTS018E -- S -*	21.5	2.5	11.7	28.5	27.0	33.3	3.2	31.8	27.8

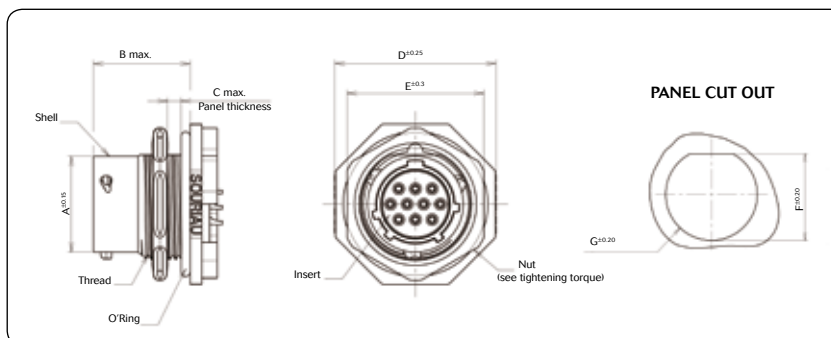
Note : all dimensions are in mm

# UTS Hi seal

**SEALED  
UNMATED**

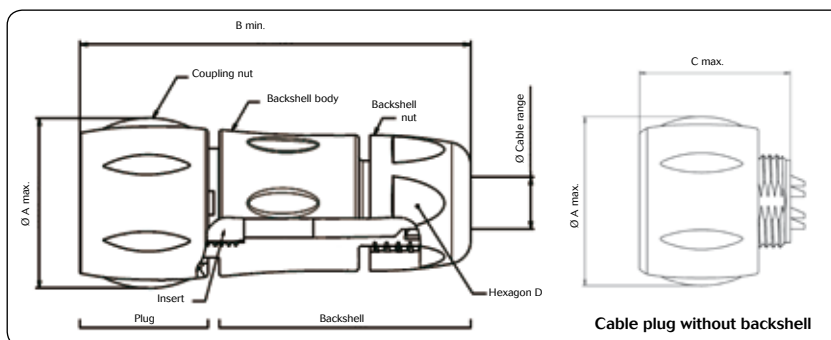


## Jam nut receptacle with handsolder contacts



Shell size	Part numbers		Ø A	B	C	D	E	F	Ø G	Tightening torque
	Male contact	Female contact								
8	UTS78E -- P -	UTS78E -- S -	12.0	19.3	3.2	24.0	19.3	13.75	14.6	2 Nm
10	UTS710E -- P -	UTS710E -- S -	14.9	19.3	3.2	27.0	22.2	16.5	17.7	3 Nm
12	UTS712E -- P -	UTS712E -- S -	19.0	19.3	3.2	31.8	27.0	21.2	22.5	4 Nm
14	UTS714E -- P -	UTS714E -- S -	22.2	19.3	3.2	34.9	30.2	24.3	25.7	5 Nm
18	UTS718E -- P -*	UTS718E -- S -*	28.5	19.3	3.2	41.3	36.6	30.6	32.0	5 Nm

## Cable plug with handsolder contacts



Shell size	Part numbers		Ø A	B	Ø Cable range Standard seal	Ø Cable range Reducing seal	Hexagon D	C
	Male contact	Female contact						
8	UTS6 -- 8E -- P -	UTS6 -- 8E -- S -	22.5	54.0	2.5 / 6.5	1.5 / 5.0	16.0	21.3
10	UTS6 -- 10E -- P -	UTS6 -- 10E -- S -	26.7	63.2	2.5 / 8.0	1.5 / 5.0	18.5	23.6
12	UTS6 -- 2E -- P -	UTS6 -- 12E -- S -	30.2	66.7	5.0 / 12.0	3.0 / 9.0	24.0	23.6
14	UTS6 -- 14E -- P -	UTS6 -- 14E -- S -	35.1	71.5	7.0 / 14.0	5.0 / 12.0	26.0	23.6
18	UTS6 -- 18E -- P -*	UTS6 -- 18E -- S -*	42.0	81.3	9.0 / 18.0	7.0 / 16.0	33.0	-

Coloured ring supplied as optional extra / \* Please consult factory

## Accessories: please refer to the UTS catalogue

For further information, visit our website [www.souriau-industrial.com](http://www.souriau-industrial.com)  
or contact us at [contactindustry@souriau.com](mailto:contactindustry@souriau.com)

Note : all dimensions are in mm / \* Please consult factory