



Product Features

- Doherty amplifier design
- Small and light weight
- 50 Ohm Input/Output impedance matched
- Highly reliable and rugged design
- High efficiency, High Gain
- 80W typical P_{AVG}

Application

- LTE RRH



Description

This HPA Module is a high gain and Amplifier module for LTE Repeater use.

Electrical Specification @ VDD= 45V, 50Ω System

Parameter	Symbol	Specification @ 25 °C		
Frequency Range	BW	925 ~ 960MHz		
Operating Bandwidth within BW	OBW	5 ~ 35MHz		
Average Output Power	Pout	49dBm(80W) Avg. @ LTE 1FA 10MHz		
Peak Output Power	Psat	56dBm (Min.) @ Duty 10% Pulse		
ACLR (LTE 1FA 10MHZ) @ Po=+49dBm (max.)	ACLR	Non-DPD	-27dBc(Min) @±10MHz	@-30 ~ +65°C
		With-DPD	-53dBc(Min) @±10MHz	@45V @CFR 6.5dB
RF Gain @ 25°C	G	57dB (Min.)		
Gain Flatness	ΔG	2.0 dB(Peak to peak) @ Operating Frequency		
Gain Variation with Temperature	G	±3dB		
Input Return Loss	S11	-12dB (Max.)		
Output Return Loss	S22	-17dB (Max.)		
Operating Voltage	VDC	+5.6V, +45V		
Current Consumption	IDD	0.3A @ 5.6V (Max.) 4.1A / 45V (Typ.)		
Efficiency	Eff	43% @ 45V (Typ.)		
Feedback Output level @ 49dBm	FB	8dBm ± 1.5dBm		
Temp Detector	T	0.9V @ 40°C		

Environmental Characteristics

Parameter	Symbol	Min.	Typ.	Max.	Unit
Operating Ambient Temperature	Ta	-30		+65	°C
Storage Temperature	Tstg	-40		+130	°C
Relative humidity w/o condensation	RH			80	%

Maximum Ratings

Input Overdrive	P _{OD}	-2dBm		Max.
Load VSWR	Ψ	∞ : 1 (All Phase & Amplitude)		Nom.
Operating Case Temperature	Tc	+100		°C

Interface Connector

8-Pin-Control (MOLEX_5267_08)

Pin #	Description	Specifications
1	Vcc	+5.6V
2	Vcc	+45V
3	Vcc	+45V
4	Vcc	+45V
5	GND	GROUND
6	GND	GROUND
7	GND	GROUND
8	GND	GROUND

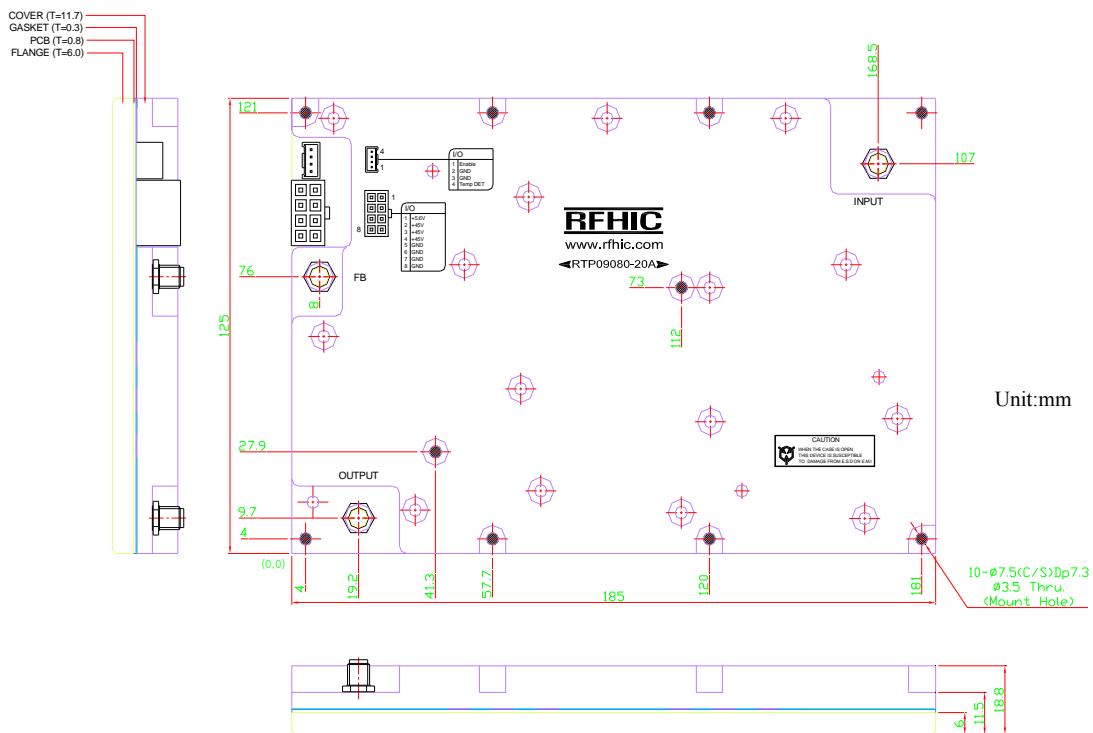
4Pin-Control (SMW200-04P)

Pin #	Description	Specifications
1	Enable/Disable	Amp Enable(+5.6V) / Amp Disable(+0V)
2	GND	GROUND
3	GND	GROUND
4	Temp DET	Temp Sense (0.9V @ 40°C)

Mechanical Specifications

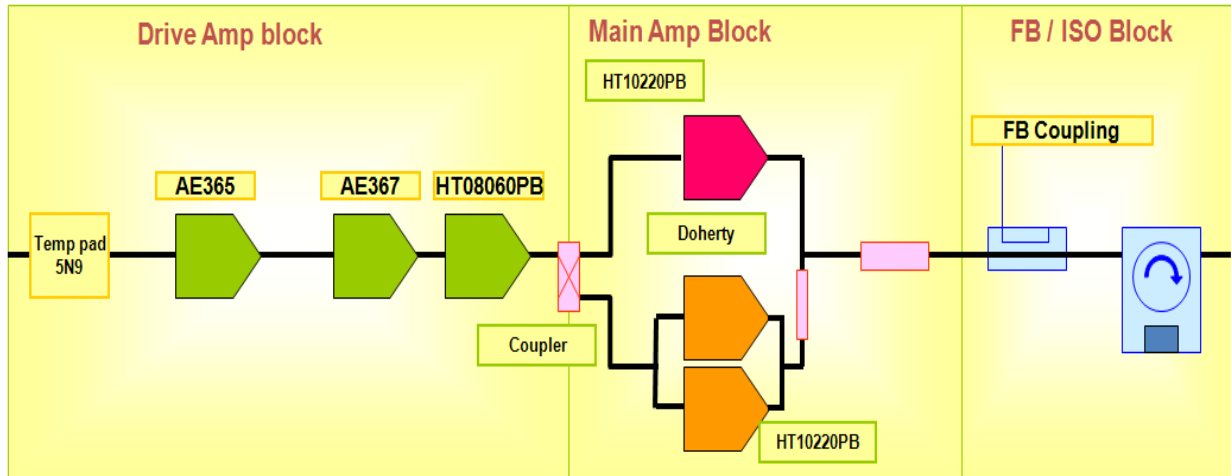
Parameter	Value	Units	Limits
Dimensions	185(W) × 125(L) × 18.8(H)	mm	
Weight	0.75(max)	Kg	
RF Input Connector	SMA(Female)		
RF Output Coupling Connector	SMA(Female)		
RF Output Connector	SMA(Female)		
I/O Connector	SMW200 4pin(Male)		
	Molex 8pin(Male)		
Cooling	External Heat-sink		

Outline Drawing



*Note : Connector positions and module mount holes may be subjected change.

Block Diagram



Test Data (Test Results: DPD Operation)

Test Equipments

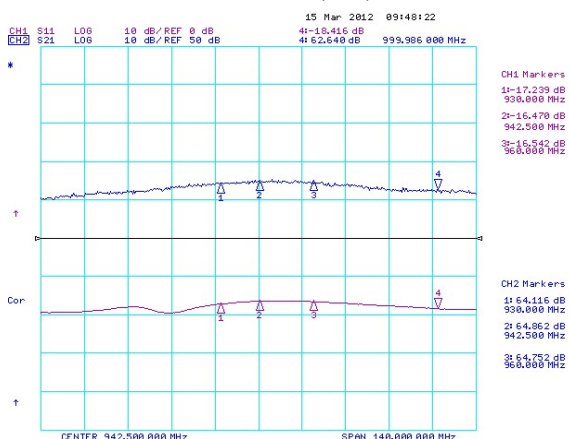
- DPD Engine : Optichron OP6180 Board
- Signal Generator : E4438C (Agilent)
- Spectrum Analyzer : E4440A (Agilent)
- Network Analyzer : 8753ES (Agilent)
- Power Supply : 6674A (Agilent)

Test Condition

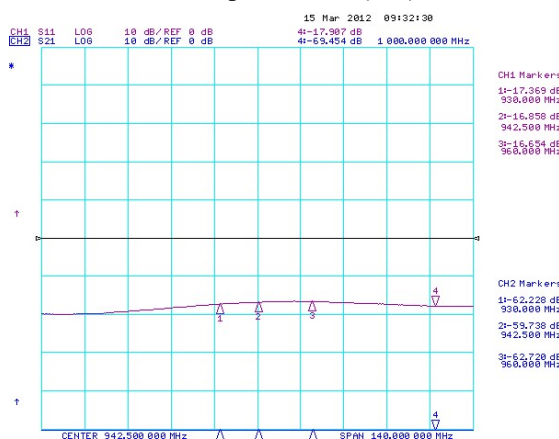
- Signal : LTE 1FA 10MHz(PAPR 6.5dB) & GSM 4FA(PAPR 6.5dB)
- CFR apply
- AMP Temperature: 40°C

Network Analyzer Data

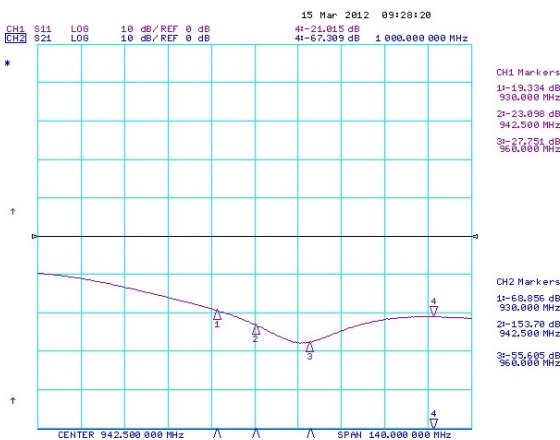
• Gain (S21)



• Input VSWR (S11)

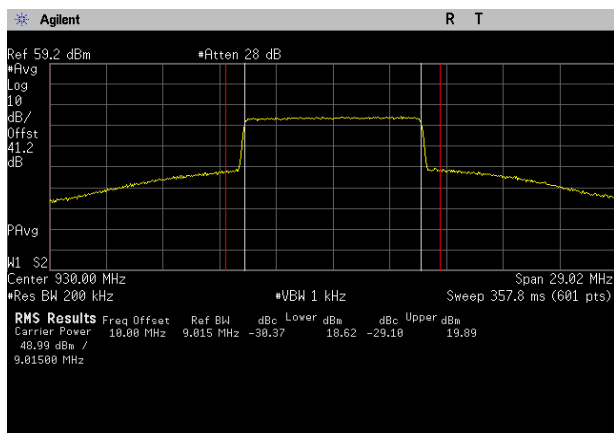


• Output VSWR (S22)

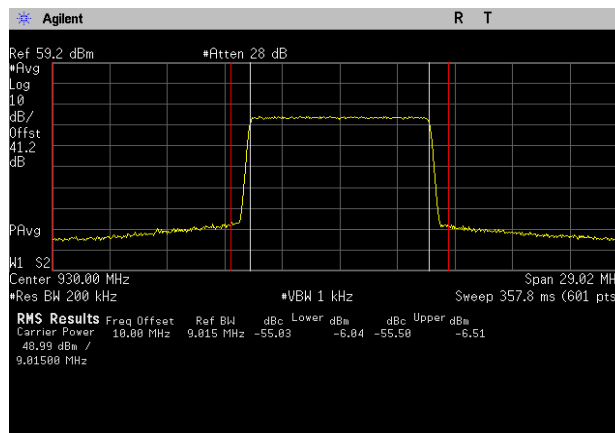


Spectrum Analyzer Data

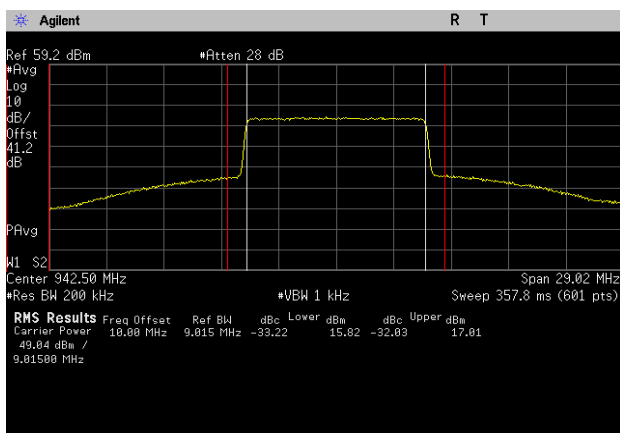
• Pre – DPD @ 930MHz



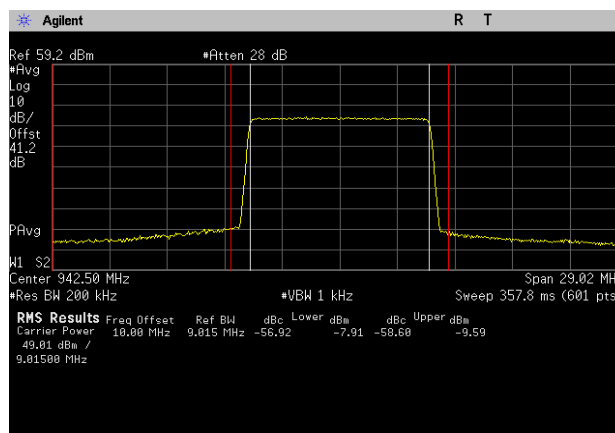
• Post- DPD @ 930MHz



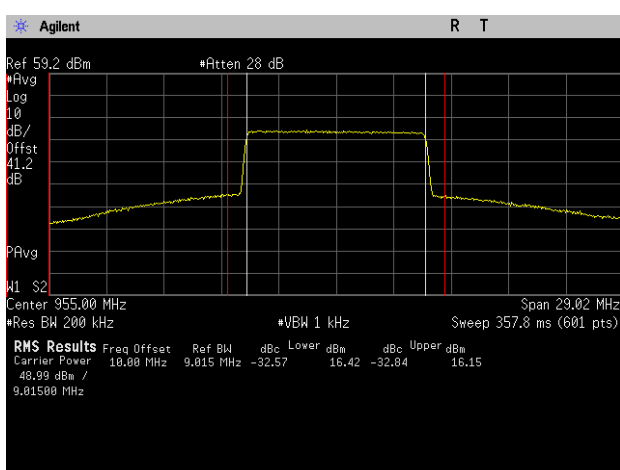
• Pre – DPD @ 942.5MHz



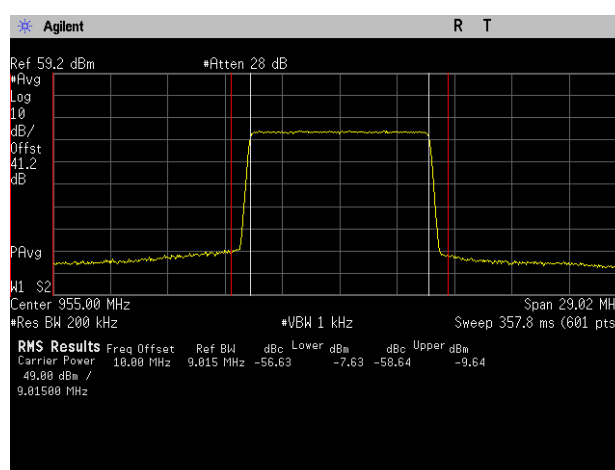
• Post- DPD @ 942.5MHz



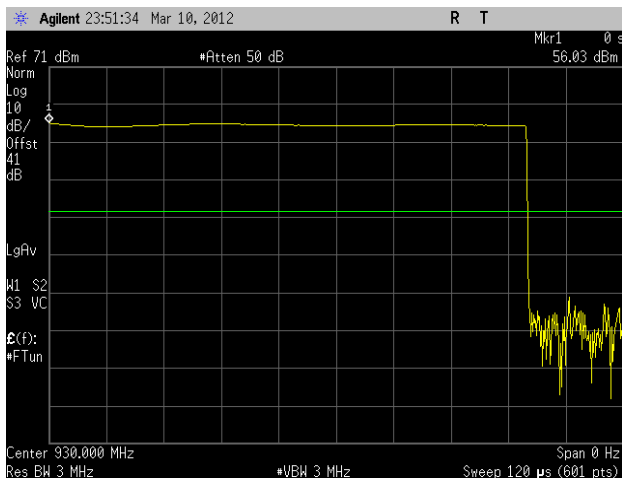
• Pre – DPD @ 955MHz



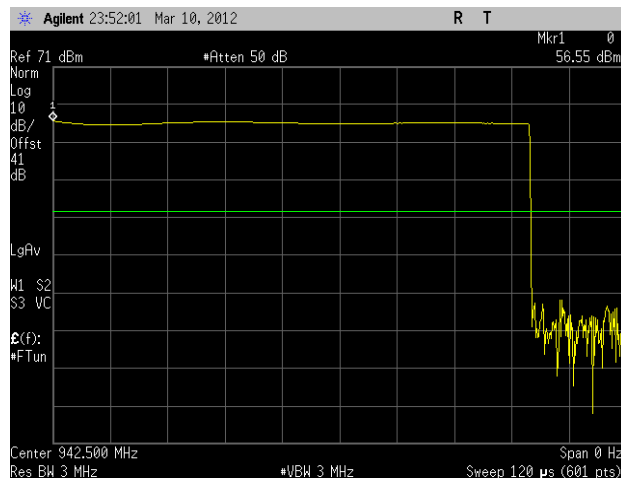
• Post- DPD @ 955MHz



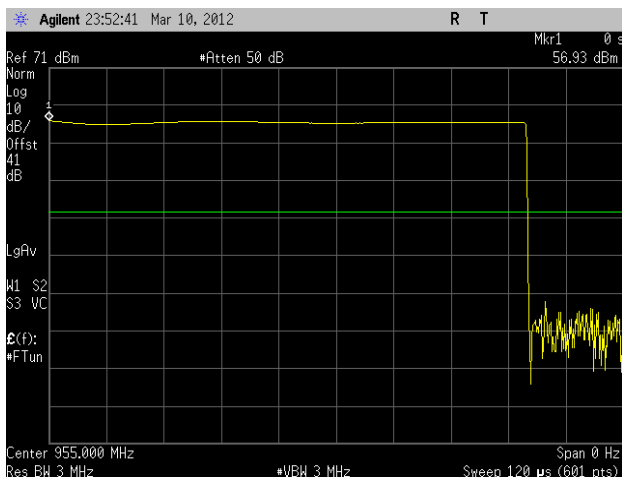
Pulse Duty 10% @ 930MHz



Pulse Duty 10% @ 942.5MHz



Pulse Duty 10% @ 955MHz



RFHIC Corporation (RFHIC) reserves the right to make changes to any products herein or to discontinue any product at any time without notice. RFHIC do not assume any liability for the suitability of its products for any particular purpose, and disclaims any and all liability, including without limitation consequential or incidental damages. The product specifications herein expressed have been carefully checked and are assumed to be reliable. However, RFHIC disclaims liability for inaccuracies and strongly recommends buyers to verify that the information they are using is current before placing purchase orders. RFHIC products are not intended for use in life support equipment or application where malfunction of the product can be expected to result in personal injury or death. Buyer uses or sells such products for any such unintended or unauthorized application, buyer shall indemnify, protect and hold RFHIC and its directors, officers, stockholders, employees, representatives and distributors harmless against any and all claims arising out of such use. RFHIC's liability under or arising out of damages, claims of whatsoever kind and nature which RFHIC products could cause shall be limited in amount to the net purchase price of the products sold to buyer by RFHIC.