

● FEATURES

- STABILITY TO ± 0.01 PPM
- LOW AGING CHARACTERISTICS
- LOW PHASE NOISE

● SPECIFICATIONS

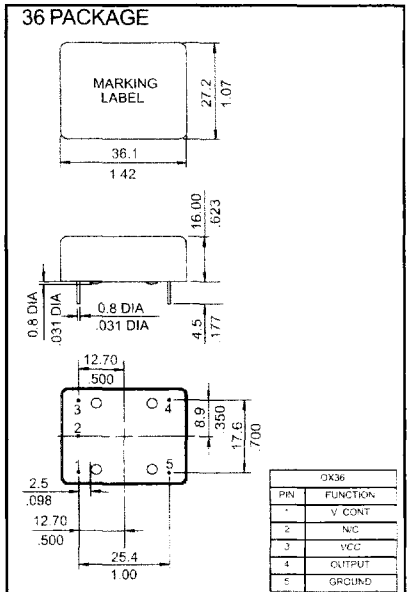
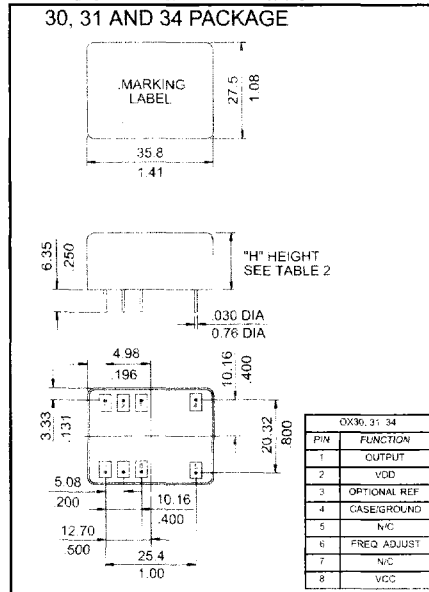
FREQUENCY RANGE	5.00 MHz TO 50.00 MHz
FREQUENCY STABILITY VS. OPERATING TEMPERATURE	± 0.1 PPM OVER -20°C TO $+70^{\circ}\text{C}$ (AT-CUT) TYPICAL ± 0.02 PPM OVER -20°C TO $+70^{\circ}\text{C}$ (SC-CUT) TYPICAL (OTHER STABILITIES TEMPERATURE ARE AVAILABLE)
FREQUENCY STABILITY VS. AGING	± 1.0 PPB PER DAY AND ± 0.1 PPM PER YEAR TYPICAL (AT-CUT) ± 0.3 PPB PER DAY AND ± 0.05 PPM PER YEAR TYPICAL (SC-CUT)
OUTPUT WAVEFORM	SEE TABLE 1
LOAD	SEE TABLE 1
FREQUENCY STABILITY VS. LOAD VARIATION	± 0.02 PPM FOR $\pm 10\%$ VARIATION (AT-CUT) ± 0.01 PPM FOR $\pm 10\%$ VARIATION (SC-CUT)
SUPPLY VOLTAGE	+12.0 VDC $\pm 5\%$ (VCC) AND +5.0 VDC $\pm 5\%$ (VDD) (-5.2 VDC FOR ECL)
FREQUENCY STABILITY VS. SUPPLY VARIATION	± 0.01 PPM FOR $\pm 5\%$ VARIATION (AT-CUT) ± 0.05 PPM FOR $\pm 5\%$ VARIATION (SC-CUT)
POWER CONSUMPTION	5.0 WATTS MAX FOR WARM-UP 2.0 WATTS MAX AT STEADY STATE
FREQUENCY ADJUSTMENT RANGE	± 5.0 PPM TYPICAL (AT-CUT) ± 1.0 PPM TYPICAL (SC-CUT)
CONTROL VOLTAGE RANGE	0 TO 6.0 +VDC
SLOPE	POSITIVE
LINEARITY	$\pm 10\%$
REFERENCE VOLTAGE	+6.2 VDC OPTIONAL REFERENCE
STORAGE TEMPERATURE RANGE	-40°C TO $+85^{\circ}\text{C}$



● OUTPUT AND LOAD CHARACTERISTICS

OUTPUT TYPE	LOAD	RALTRON CODE
CLIPPED SINE	10K/20 pF	0
TTL	3/5/10 GATES	1
HCMOS	3/5/10 GATES	2
ACMOS	3/5/10 GATES	3
100K ECL	50 OHMS	5
SINEWAVE	50 OHMS	6
10K ECL	50 OHMS	7
PECL	50 OHMS	8
CUSTOM	TBD	9

● OUTLINE DRAWING



● PHASE NOISE CHARACTERISTICS

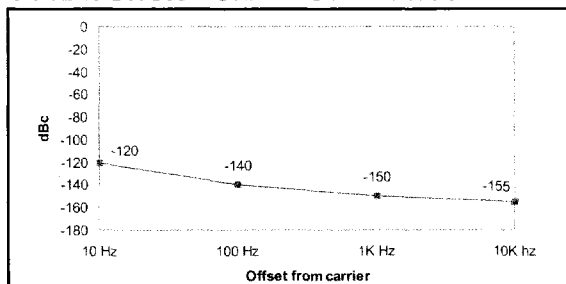


TABLE 2 PACKAGE HEIGHTS

PACKAGE	mm	inch
30	35.8 x 27.5 x 16	1.41 x 1.08 x .623
31	35.8 x 27.5 x 19	1.41 x 1.08 x .748
34	35.8 x 27.5 x 12	1.41 x 1.08 x .472

● PART NUMBERING SYSTEM

TYPE	OUTPUT TYPE	CRYSTAL CUT	PACKAGE TYPE	REVISION LEVEL	TEMPERATURE RANGE	FREQUENCY STABILITY	FREQUENCY
OX	TABLE 1 CODE	1: AT CUT 2: SC CUT	30 31 34 36	RALTRON ASSIGNED	HZ: -20°C TO $+70^{\circ}\text{C}$	10: 0.1 PPM 2: 0.02 PPM	IN MHz

EXAMPLE: OX2234A-HZ-2-20.000