


Description

- Time delay, low breaking capacity
- Optional axial leads available
- 5mm x 20mm physical size
- Glass tube, nickel-plated brass endcap construction
- Designed to UL/CSA 248-14



ELECTRICAL CHARACTERISTICS		
Rated Current	% of Amp Rating	Opening Time
100mA - 4A	100%	None
	135%	60 minutes maximum
	200%	5 seconds minimum
		2 minutes maximum

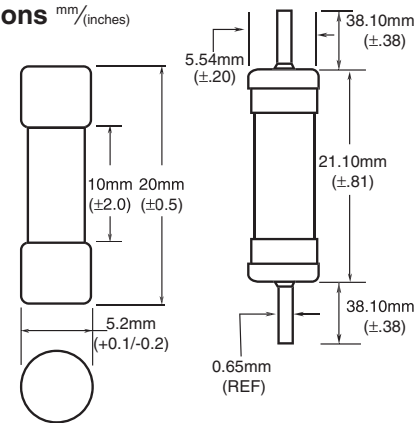
Agency Information

- UL Listed, Guide JDYX, File E19180, 125mA-3A
- UL Recognition Card: (4A) Guide JDYX2, File E19180
- CSA Certified, Class 1422-01, File E65063

Ordering

- Specify packaging, product, and option code
- For -R option, drop mA or A from product code (i.e. GMD-3-R)

Dimensions mm/(inches)



- With TR2 packaging code, lead wire length is 19.05mm

SPECIFICATIONS						
Product Code	Voltage Rating AC	AC Interrupting Rating*		Typical DC Cold Resistance (ohms)**	Typical Pre-Arc I [†] AC †	Maximum Voltage Drop (mV)‡
		250V	125V			
GMD-125mA	250V	35A	10,000A	-	0.043	1600
GMD-150mA	250V	35A	10,000A	-	0.046	1200
GMD-200mA	250V	35A	10,000A	-	0.20	1100
GMD-250mA	250V	35A	10,000A	-	0.40	950
GMD-300mA	250V	35A	10,000A	-	0.65	800
GMD-315mA	250V	35A	10,000A	-	0.89	750
GMD-375mA	250V	35A	10,000A	-	0.89	650
GMD-400mA	250V	35A	10,000A	-	1.2	600
GMD-500mA	250V	35A	10,000A	-	1.4	550
GMD-600mA	250V	35A	10,000A	-	3.1	450
GMD-630mA	250V	35A	10,000A	-	3.1	450
GMD-750mA	250V	35A	10,000A	-	4.7	410
GMD-800mA	250V	35A	10,000A	-	6.6	380
GMD-1A	250V	35A	10,000A	-	12	310
GMD-1.2A	250V	100A	10,000A	-	16	280
GMD-1.25A	250V	100A	10,000A	-	16	245
GMD-1.5A	250V	100A	10,000A	-	25	240
GMD-1.6A	250V	100A	10,000A	-	27	220
GMD-2A	250V	100A	10,000A	-	42	200
GMD-2.5A	250V	100A	10,000A	-	94	195
GMD-3A	250V	100A	10,000A	-	145	190
GMD-4A	250V	200A	10,000A	-	300	190

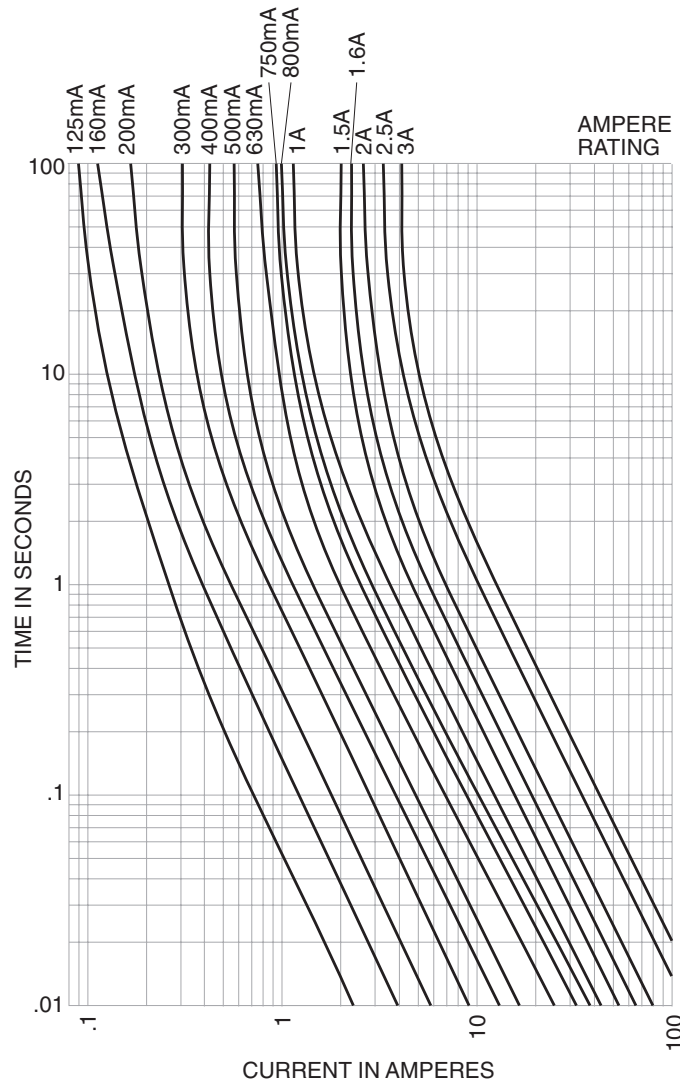
* Interrupting ratings: Interrupting ratings for 125mA - 3A were measured at 70% - 80% power factor on AC. The interrupting ratings for 4A were measured at 100% power factor on AC.

** DC Cold Resistance (Measured at <10% of rated current)

† Typical Pre-Arching I[†] (I[†] was measured at listed interrupting rating and rated voltage)

‡ Maximum Voltage drop (Voltage drop was measured at 20°C ambient temperature at rated current)

TIME CURRENT CURVE



PACKAGING CODE

Packaging Code	Description
BK	100 pieces of fuses packed into a cardboard carton
BK1	1,000 pieces of fuses packed into a poly bag
TR2	1,500 pieces of fuses packed into tape on a reel (19.05mm lead wire length)

OPTION CODE

Option Code	Description
V	Axial leads - copper tinned wire with nickel plated brass overcaps
-R	RoHS compliant version