

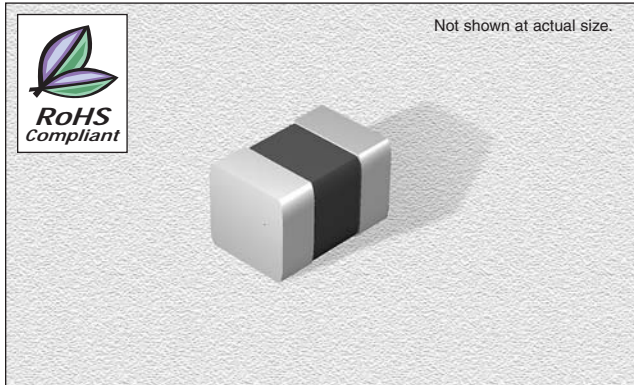
CTML0805F Series

From .047 μH to 33 μH

SPECIFICATIONS

Please specify tolerance code when ordering.
CTML0805-R10_ ← K = $\pm 10\%$, M = $\pm 20\%$

ENGINEERING KIT #17



CHARACTERISTICS

Description: Ferrite core, multi-layer chip inductor. Magnetic shielded.

Applications: LC resonant circuits such as oscillator and signal generators, RF filters, disk drives, audio and video equipment, TV, radio and telecommunication equipment

Operating Temperature: -55°C to $+125^{\circ}\text{C}$

Inductance Tolerance: $\pm 10\%$ & $\pm 20\%$

Testing: Inductance and Q are tested on an HP4285A or HP4286A at specified frequency

Packaging: Tape & Reel

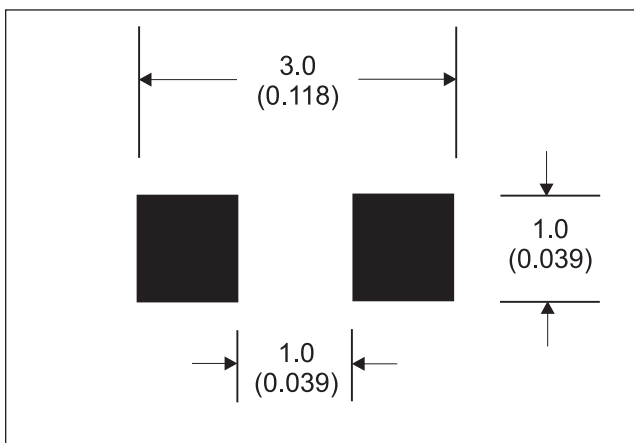
Marking: Reels marked with inductance code and tolerance

Miscellaneous: RoHS Compliant

Additional Information: Additional electrical & physical information available upon request

Samples available. See website for ordering information.

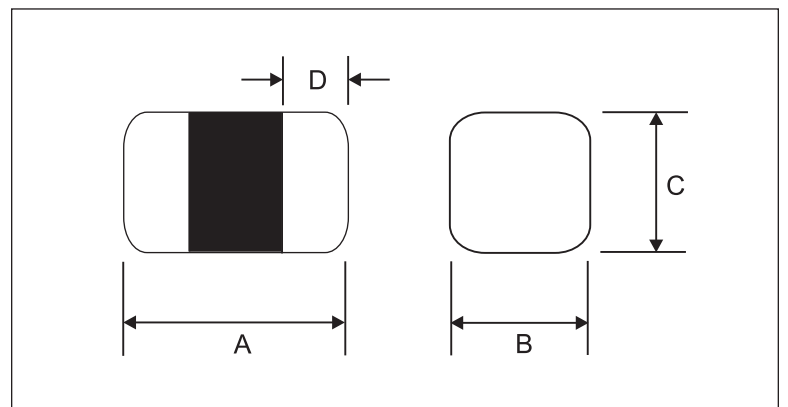
PAD LAYOUT



Part Number	Inductance (μH)	L Test Freq. (MHz)	Q Factor Min.	Q Test Freq. (MHz)	SRF Min. (MHz)	DCR Max. (Ω)	Rated DC (mA)	Height C (mm)
CTML0805F-R047M	.047	50	15	50	320	.20	300	0.90 \pm 0.2
CTML0805F-R068M	.068	50	15	50	280	.20	300	0.90 \pm 0.2
CTML0805F-R082M	.082	50	15	50	255	.20	300	0.90 \pm 0.2
CTML0805F-R10_	.10	25	20	25	235	.30	250	0.90 \pm 0.2
CTML0805F-R12_	.12	25	20	25	220	.30	250	0.90 \pm 0.2
CTML0805F-R15_	.15	25	20	25	200	.40	250	0.90 \pm 0.2
CTML0805F-R18_	.18	25	20	25	185	.40	250	0.90 \pm 0.2
CTML0805F-R22_	.22	25	20	25	170	.50	250	0.90 \pm 0.2
CTML0805F-R27_	.27	25	20	25	150	.50	250	0.90 \pm 0.2
CTML0805F-R33_	.33	25	25	25	145	.55	250	0.90 \pm 0.2
CTML0805F-R39_	.39	25	25	25	135	.65	200	0.90 \pm 0.2
CTML0805F-R47_	.47	25	25	25	125	.65	200	0.90 \pm 0.2
CTML0805F-R56_	.56	25	25	25	115	.75	150	0.90 \pm 0.2
CTML0805F-R68_	.68	25	25	25	105	.80	150	0.90 \pm 0.2
CTML0805F-R82_	.82	25	25	25	100	1.0	150	0.90 \pm 0.2
CTML0805F-1R0_	1.0	10	45	10	75	.40	50	0.90 \pm 0.2
CTML0805F-1R2_	1.2	10	45	10	65	.50	50	0.90 \pm 0.2
CTML0805F-1R5_	1.5	10	45	10	60	.50	50	0.90 \pm 0.2
CTML0805F-1R8_	1.8	10	45	10	55	.60	50	0.90 \pm 0.2
CTML0805F-2R2_	2.2	10	45	10	50	.65	30	0.90 \pm 0.2
CTML0805F-2R7_	2.7	10	45	10	45	.75	30	1.25 \pm 0.2
CTML0805F-3R3_	3.3	10	45	10	41	.80	30	1.25 \pm 0.2
CTML0805F-3R9_	3.9	10	45	10	38	.90	30	1.25 \pm 0.2
CTML0805F-4R7_	4.7	10	45	10	35	1.0	30	1.25 \pm 0.2
CTML0805F-5R6_	5.6	4.0	50	4.0	32	.90	15	1.25 \pm 0.2
CTML0805F-6R8_	6.8	4.0	50	4.0	29	1.0	15	1.25 \pm 0.2
CTML0805F-8R2_	8.2	4.0	50	4.0	26	1.1	15	1.25 \pm 0.2
CTML0805F-100_	10	2.0	45	2.0	24	1.1	15	0.90 \pm 0.2
CTML0805F-120_	12	2.0	50	2.0	22	1.2	15	0.90 \pm 0.2
CTML0805F-150_	15	1.0	30	1.0	19	.80	5.0	0.90 \pm 0.2
CTML0805F-180_	18	1.0	30	1.0	18	.90	5.0	0.90 \pm 0.2
CTML0805F-220_	22	1.0	30	1.0	16	1.1	5.0	0.90 \pm 0.2
CTML0805F-270_	27	1.0	30	1.0	14	1.1	5.0	0.90 \pm 0.2
CTML0805F-330_	33	.40	30	.40	13	1.2	5.0	0.90 \pm 0.2

PHYSICAL DIMENSIONS

Size	A	B	C	D
mm	2 \pm 0.2	1.25 \pm 0.2	See	0.5 \pm 0.3
inches	0.08 \pm 0.008	0.05 \pm 0.008	Ordering Info	0.02 \pm 0.012



04.29.09