

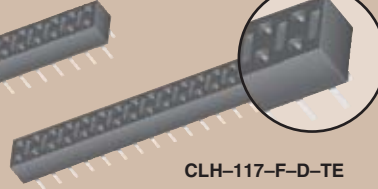
(2,54mm) .100"

CLH SERIES


CLH-115-F-D-DE



CLH-117-F-D-TE



CLH-112-F-D-PE



THROUGH-HOLE LOW PROFILE SOCKET

SPECIFICATIONS

For complete specifications and recommended PCB layouts see www.samtec.com?CLH

Insulator Material:

Black Liquid Crystal Polymer



Contact Material:

Phosphor Bronze

Operating Temp Range:

-65°C to +125°C with Gold
-65°C to +105°C with Tin

Plating:

Au or Sn over 50µ" (1,27µm) Ni

Contact Resistance:

10 mΩ max

Insertion Depth:

(2,67mm) .105" to (3,43mm) .135" plug from top, (3,18mm) .125" min plus board thickness plug from bottom

Insertion Force:

4.0oz (1,11N) average

Normal Force:

50 grams (0,48N)

Withdrawal Force:

1.1oz (0,31N) average

Max Cycles:

100 with 10µ" (0,25µm) Au

RoHS Compliant:

Yes

Processing:

Lead-Free Solderable:

Yes



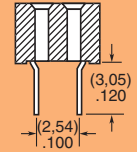
Mates with:
TSW, MTSW, DW, EW,
ZW, TLW, TSM, MTLW

-F
= Pre-plated Gold flash on contact,
75µ" (1,91µm) Matte Tin on tail

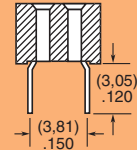
-L
= Pre-plated 10µ" (0,25µm)
Gold on contact,
75µ" (1,91µm) Matte Tin on tail

Note: Other Gold plating options available. Contact Samtec.

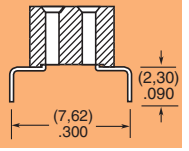
-TE
= Top Entry



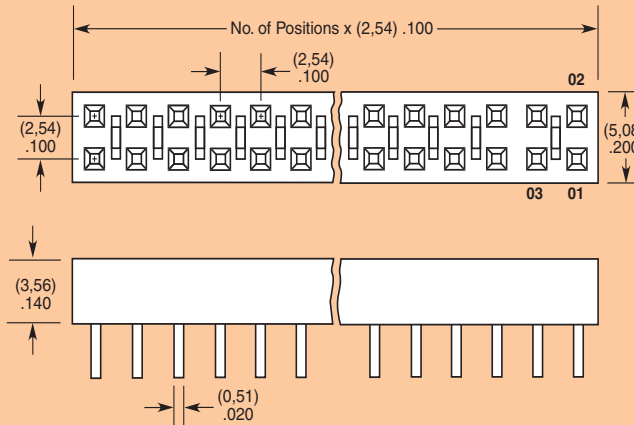
-DE
= Dual Entry
(Top or Bottom Entry)
Cannot be used with plated through-holes for bottom entry.



-PE
= Pass-Through
(Top or Bottom Entry)



02 thru 50



Note: Some lengths, styles and options are non-standard, non-returnable.

Due to technical progress, all designs, specifications and components are subject to change without notice.

WWW.SAMTEC.COM