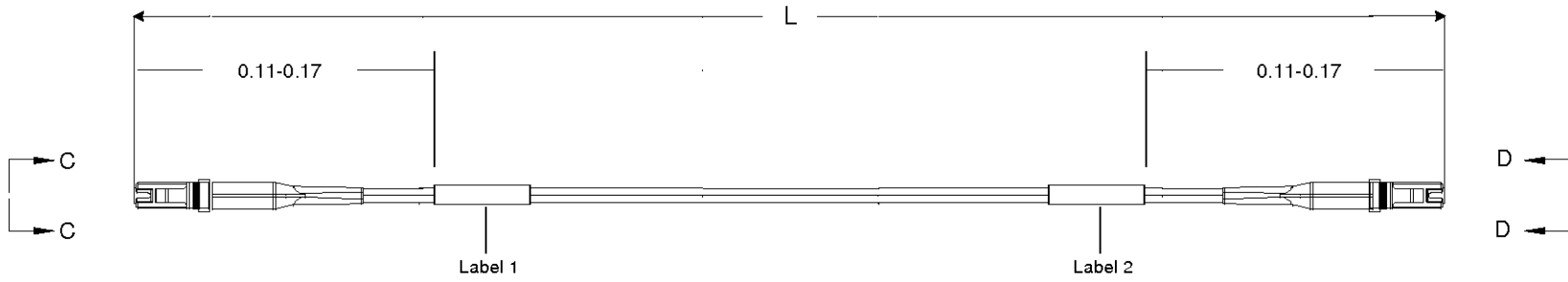


THIS DRAWING IS A CONTROLLED DOCUMENT. 6278032

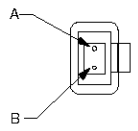
Restricted to: General Release

USED ON



Left Side

Connector(s): MT-RJ (No Pins)
 Mode: MM
 Housing Color: Black
 Geom. Spec: 115-1215



Fiber Path

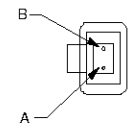
Fiber A - - Fiber B
 Fiber B - - Fiber A

Notes:

- 1 Product and Processing must meet requirements of **TE Connectivity** Standard 230-702
- 2 Label 2 will not be present on any cable assembly less than 5 meters long.
- 3 Includes dust caps (not shown on print).

Right Side

Connector(s): MT-RJ (No Pins)
 Mode: MM
 Housing Color: Black
 Geom. Spec: 115-1215



LOC	CE
DIST	16

B1	REVISED PER ECO-11-005139	28MAR11	RK	HMR
B	Rev Per EC# ECR-06-020853	8/29/2006	-	MK
P	LTR	REVISION RECORDED	DATE	DWN

DIMENSIONS: mm/inch		TOLERANCES UNLESS OTHERWISE SPECIFIED:	
0 PLC	± .	1 PLC	± .
2 PLC	± .	3 PLC	± .
4 PLC	± .	5 PLC	± .

DWG	Cable Assy Configurator	MATERIAL		HEAT TREAT	
DRK	Michael Kepko	TE Connectivity			
APVD	Michael Kepko				
NAME	FO C/A - 2 fiber, 62.5/125, OFNR (Riser) jacket, MT-RJ (No Pins) to MT-RJ (No Pins)				
SCALE	NTS	SIZE	A2	DRAWING NO	C- 6278032
SHEET	1 of 3	REV	B1		



THIS DRAWING IS A CONTROLLED DOCUMENT.
 PWT/NO 6278032

Restricted to: General Release

USED ON

Part #	L (meters)	L (feet)	MT-RJ (No Pins), Black		MT-RJ (No Pins), Black	
			IL (dB)	RL (dB)	IL (dB)	RL (dB)
0-6278032-1	0.950 - 1.050	3.11 - 3.44	0.5	20	0.5	20
0-6278032-2	1.950 - 2.050	6.39 - 6.72	0.5	20	0.5	20
0-6278032-3	2.950 - 3.050	9.67 - 10.00	0.5	20	0.5	20
0-6278032-4	3.920 - 4.080	12.86 - 13.38	0.51	20	0.51	20
0-6278032-5	4.920 - 5.080	16.14 - 16.66	0.51	20	0.51	20
0-6278032-6	5.920 - 6.080	19.42 - 19.94	0.51	20	0.51	20
0-6278032-7	6.920 - 7.080	22.70 - 23.22	0.51	20	0.51	20
0-6278032-8	7.920 - 8.080	25.98 - 26.50	0.51	20	0.51	20
0-6278032-9	8.850 - 9.150	29.03 - 30.01	0.51	20	0.51	20
1-6278032-0	9.850 - 10.150	32.31 - 33.30	0.52	20	0.52	20
1-6278032-1	10.850 - 11.150	35.59 - 36.58	0.52	20	0.52	20
1-6278032-2	11.850 - 12.150	38.87 - 39.86	0.52	20	0.52	20
1-6278032-3	12.850 - 13.150	42.15 - 43.14	0.52	20	0.52	20
1-6278032-4	13.850 - 14.150	45.43 - 46.42	0.52	20	0.52	20
1-6278032-5	14.850 - 15.150	48.72 - 49.70	0.52	20	0.52	20
1-6278032-6	15.840 - 16.160	51.96 - 53.01	0.52	20	0.52	20
1-6278032-7	16.830 - 17.170	55.21 - 56.33	0.53	20	0.53	20
1-6278032-8	17.820 - 18.180	58.46 - 59.64	0.53	20	0.53	20
1-6278032-9	18.810 - 19.190	61.71 - 62.95	0.53	20	0.53	20
2-6278032-0	19.800 - 20.200	64.96 - 66.27	0.53	20	0.53	20
2-6278032-1	20.790 - 21.210	68.20 - 69.58	0.53	20	0.53	20
2-6278032-2	21.780 - 22.220	71.45 - 72.90	0.53	20	0.53	20
2-6278032-3	22.770 - 23.230	74.70 - 76.21	0.53	20	0.53	20
2-6278032-4	23.760 - 24.240	77.95 - 79.52	0.54	20	0.54	20
2-6278032-5	24.750 - 25.250	81.20 - 82.84	0.54	20	0.54	20
2-6278032-6	25.740 - 26.260	84.44 - 86.15	0.54	20	0.54	20
2-6278032-7	26.730 - 27.270	87.69 - 89.46	0.54	20	0.54	20
2-6278032-8	27.720 - 28.280	90.94 - 92.78	0.54	20	0.54	20
2-6278032-9	28.710 - 29.290	94.19 - 96.09	0.54	20	0.54	20
3-6278032-0	29.700 - 30.300	97.44 - 99.40	0.55	20	0.55	20
3-6278032-1	30.690 - 31.310	100.68 - 102.72	0.55	20	0.55	20
3-6278032-2	31.680 - 32.320	103.93 - 106.03	0.55	20	0.55	20
3-6278032-3	32.670 - 33.330	107.18 - 109.35	0.55	20	0.55	20
3-6278032-4	33.660 - 34.340	110.43 - 112.66	0.55	20	0.55	20
3-6278032-5	34.650 - 35.350	113.68 - 115.97	0.55	20	0.55	20
3-6278032-6	35.640 - 36.360	116.92 - 119.29	0.55	20	0.55	20
3-6278032-7	36.630 - 37.370	120.17 - 122.60	0.56	20	0.56	20
3-6278032-8	37.620 - 38.380	123.42 - 125.91	0.56	20	0.56	20
3-6278032-9	38.610 - 39.390	126.67 - 129.23	0.56	20	0.56	20
4-6278032-0	39.600 - 40.400	129.92 - 132.54	0.56	20	0.56	20
4-6278032-5	44.550 - 45.450	146.16 - 149.11	0.57	20	0.57	20
5-6278032-0	49.500 - 50.500	162.40 - 165.68	0.58	20	0.58	20

Qty	U of M	Description	Item No.
2	piece	HOUSING, CONN, MT-RJ, BLACK	1
2	piece	DUST COVER, MT-RJ	2
2	piece	SPRING, MT-RJ, 3.8 DESIGN	3
2	piece	PIN KEEPER, 3.8MM	4
2	piece	MT-RJ, SPRING PUSH, UNIVERSAL	5
2	piece	CRIMP EYELET, MT-RJ	6
2	piece	MT-RJ FERRULE, THERMOPLAST, MM	7
AR	meter	2 fiber, 62.5/125, 1.8 mm, TwinZip, Orange, OFNR (Riser)	8
2	piece	MT-RJ TwinZip Bend Limiting Boot, Beige	9
2	piece	Trace Label	10

LOC CE DIST 16

REV	DESCRIPTION	DATE	BY	CHK
B1	REVISED PER ECO-11-005139	28MAR11	RK	HMR
B	Rev Per EC# ECR-06-020553	8/29/2006		MK
P	REVISION RECORD	DATE	BY	APVD

DIMENSIONS: IN/100'S
 TO DIMENSIONS UNLESS OTHERWISE SPECIFIED:
 0 PLC ± .1
 1 PLC ± .15
 2 PLC ± .2
 3 PLC ± .25
 4 PLC ± .3

DWG Cable Assy Configurator	MATERIAL	HEAT TREAT		
DRK Michael Kepko				
APVD Michael Kepko				
NAME FO C/A - 2 fiber, 62.5/125, OFNR (Riser) jacket, MT-RJ (No Pins) to MT-RJ (No Pins)				
SCALE NTS	SIZE A2	DRAWING NO C- 6278032	SHEET 2 of 3	REV B1

8

7

6

5

4

3

2

1

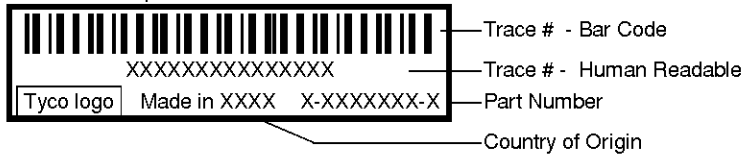
Restricted to: General Release

USED ON

Part #	L (meters)	L (feet)	MT-RJ (No Pins), Black		MT-RJ (No Pins), Black	
			IL (dB)	RL (dB)	IL (dB)	RL (dB)
5-6278032-5	54.450 - 55.550	178.64 - 182.25	0.58	20	0.58	20
6-6278032-1	60.390 - 61.610	198.12 - 202.13	0.59	20	0.59	20
6-6278032-6	65.340 - 66.660	214.37 - 218.70	0.6	20	0.6	20
6-6278032-8	67.320 - 68.680	220.86 - 225.32	0.6	20	0.6	20
7-6278032-5	74.250 - 75.750	243.60 - 248.52	0.61	20	0.61	20
7-6278032-6	75.240 - 76.760	246.85 - 251.83	0.62	20	0.62	20
8-6278032-0	79.200 - 80.800	259.84 - 265.09	0.62	20	0.62	20
8-6278032-1	1.169 - 1.269	3.83 - 4.16	0.5	20	0.5	20
8-6278032-2	1.474 - 1.574	4.83 - 5.16	0.5	20	0.5	20
8-6278032-3	2.083 - 2.183	6.83 - 7.16	0.5	20	0.5	20
8-6278032-4	12.042 - 12.342	39.50 - 40.49	0.52	20	0.52	20
9-6278032-1	99.000 - 101.000	324.80 - 331.36	0.65	20	0.65	20
9-6278032-2	198.000 - 202.000	649.60 - 662.72	0.8	20	0.8	20
9-6278032-3	495.000 - 505.000	1624.01 - 1656.82	1.26	20	1.26	20
9-6278032-4	2.450 - 2.550	8.03 - 8.36	0.5	20	0.5	20
9-6278032-5	1.450 - 1.550	4.75 - 5.08	0.5	20	0.5	20
9-6278032-6	0.470 - 0.530	1.54 - 1.73	0.5	20	0.5	20
9-6278032-7	0.580 - 0.640	1.90 - 2.09	0.5	20	0.5	20
9-6278032-8	7.540 - 7.700	24.73 - 25.26	0.51	20	0.51	20
9-6278032-9	0.280 - 0.340	0.91 - 1.11	0.5	20	0.5	20

Label 1

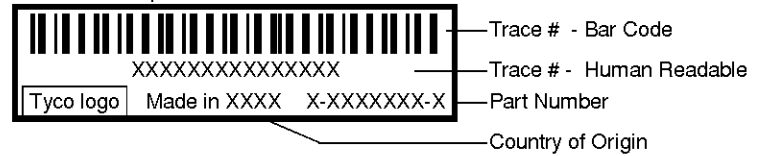
Per specification 107-1645-1



This label is used on all lengths on this drawing.

Label 2

Per specification 107-1645-1



This label is used on all lengths on this drawing.

LOC CE
 DIST 16

B1	REVISED PER ECO-11-005139	28MAR11	RK	HMR
B	Rev Per EC# ECR-06-020853	8/29/2006	-	MK
P	LTR	REVISION RECORDED	DATE	DNV APVD

DIMENSIONS: mm/INCH	TOLERANCES UNLESS OTHERWISE SPECIFIED:
0 FLG ± .1	1 FLG ± .1
2 FLG ± .1	3 FLG ± .1
4 FLG ± .1	
Customer Print	

DWG Cable Assy Configurator	MATERIAL	HEAT TREAT
DRK Michael Kepko		
APVD Michael Kepko	TE Connectivity	
NAME FO C/A - 2 fiber, 62.5/125, OFNR (Riser) jacket, MT-RJ (No Pins) to MT-RJ (No Pins)		
SCALE NTS	SIZE A2	DRAWING NO C- 6278032
SHEET 3 of 3	REV B1	

8

7

6

5

4

3

2

1