




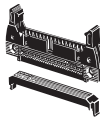
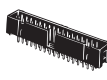



The Mainstream of Circuit Board Connectors conforming MIL Standards with Improved Design.

- Our new production system improves reliability.
- Space-saving Box-type Plugs (XG4C) available.
- IDC Plugs (XG4E) can be used for relaying.
- An endless number of combinations can be made using the XG-5 IDC Connectors for discrete wires, XG8 Original Plugs, and the XG2 IDC Connectors for PCBs.
- The Original Plugs (XG8) and the Box-type Plugs (XG4C) can be locked using Lock Levers.
- Conform to MIL standards (MIL-C-83503).
- UL standards (file No. E103202)



Ordering Information

Model	XG4M XG4M-U	XG4M XG4T	XG4A	XG4A	XG4E XG4S	XG4C	XG4H
Appearance	MIL sockets with strain relief (with lock) 	MIL sockets with strain relief 	MIL plugs 	Plugs with dual ports 	IDC plugs with strain relief 	Box-type plugs 	Board-to-board connector sockets 
Page	C-3	C-4	C-5 to C-10	C-11 to C-12	C-13 to C-14	C-15 to C-16	C-17 to C-18

Ratings and Characteristics

Item	MIL Sockets: XG4M Relay Plug: XG4E	MIL Plugs: XG4A Box-type Plugs: XG4C PCB-to-PCB Connectors: XG4H
Rated current	1 A	3 A (See note 1.)
Rated voltage	250 VAC	300 VAC
Contact resistance	20 mΩ max. (at 20 mV, 100 mA max.)	
Insulation resistance	1,000 MΩ min. (at 500 VDC)	
Dielectric strength	500 VAC for 1 min (leakage current: 1 mA max.)	
Connector insertion	1.96 N max. per contact	
Contact removal	0.39 N min. (with test gauge, t= 0.64 mm)	
Insertion durability	50 times (See note 2.)	
Ambient temperature	Operating: -55 to 105°C (with no icing)	

- Note:**
1. The rated current will depend on the Socket you are using. It is 1 A using the XG4M for example.
 2. For standard 0.15-μm gold plating.

Materials and Finish


Item	MIL Plugs: XG4A Box-type Plugs: XG4C	Relay Plugs: XG4E (Strain Relief: XG4S)	MIL Sockets: XG4M (Strain Relief: XG4T)	Board-to-board Connector: XG4H
Housings	Fiber-glass reinforced PBT resin (UL94V-0)/black			
Covers	---	Polyamide resin (UL94V-0)/black	Fiber-glass reinforced PBT resin (UL94V-0)/black	---
Contacts	Mating end	Phosphor bronze/nickel base, 0.15-μm gold plating (See note.)		
	Terminal Press fit	Phosphor bronze/nickel base, tin plating		
Strain Reliefs	---	Polyamide resin (UL94V-0)/black	Fiber-glass reinforced PBT resin (UL94V-0)/black	---

Note: For non-standard plating, contact your OMRON representative.

Applicable Wires

- 1.27-mm pitch, 7-strand flat cable
- UL2651 (standard cable)
 - UL20012 (folding cable)
 - UL20028 (color-coded cable)

■ Mating Combinations for XG4 and XG5

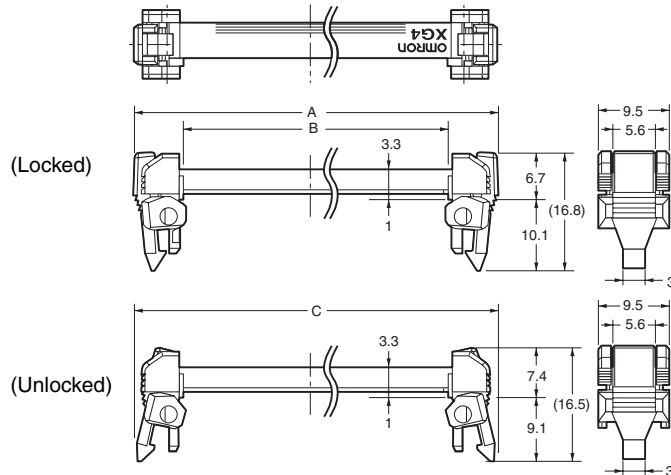


XG4M-U MIL Connectors with Socket Locks

■ Dimensions

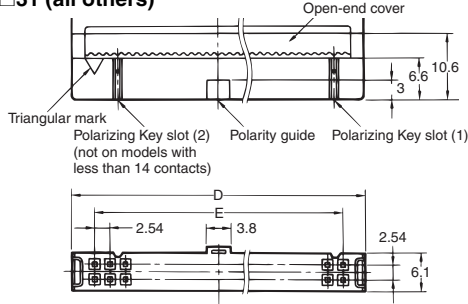
XG4U

Strain Reliefs with Locks



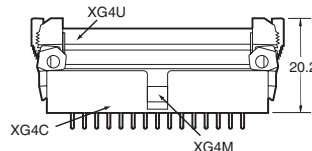
XG4M-□□30 (one polarity guide)

XG4M-□□31 (all others)

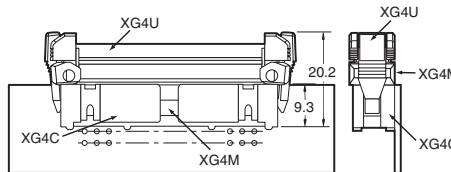


■ Mating Diagrams for XG4M

XG4U + XG4M + XG4C (with straight terminals)



XG4U + XG4M + XG4C (with right-angle terminals)



Dimensions

No. of contacts	Dimensions (mm)				
	A	B	C	D	E
10	26.8	13.2	26.2	17.3	10.16
14	31.8	18.2	31.2	22.3	15.24
16	34.4	20.8	33.8	24.9	17.78
20	39.5	25.9	38.9	30.0	22.86
26	47.1	33.5	46.5	37.6	30.48
30	52.2	38.6	51.6	42.7	35.56
34	57.2	43.6	56.6	47.7	40.64
40	64.9	51.3	64.3	55.4	48.26
50	77.6	64.0	77.0	68.1	60.96
60	90.3	76.7	89.7	80.8	73.66
64	95.3	81.7	94.7	85.8	78.74

■ Ordering Information

No. of contacts	No. of polarity guides	Socket and Strain Relief Sets (See note 1.)	Socket with Open-end Cover (See note 2.)	Strain Relief with Locks
10	0	XG4M-1031-U	XG4M-1031	XG4U-1004
	1	XG4M-1030-U	XG4M-1030	
14	1	XG4M-1430-U	XG4M-1430	XG4U-1404
16	1	XG4M-1630-U	XG4M-1630	XG4U-1604
20	1	XG4M-2030-U	XG4M-2030	XG4U-2004
26	1	XG4M-2630-U	XG4M-2630	XG4U-2604
30	1	XG4M-3030-U	XG4M-3030	XG4U-3004
34	1	XG4M-3430-U	XG4M-3430	XG4U-3404
40	1	XG4M-4030-U	XG4M-4030	XG4U-4004
50	1	XG4M-5030-U	XG4M-5030	XG4U-5004
	2 (See note 3.)	XG4M-5031-U	XG4M-5031	
60	1	XG4M-6030-U	XG4M-6030	XG4U-6004
	2 (See note 3.)	XG4M-6031-U	XG4M-6031	
64	1	XG4M-6430-U	XG4M-6430	XG4U-6404
	2 (See note 3.)	XG4M-6431-U	XG4M-6431	

Note: 1. With open-end cover.

2. Strain Relief sold separately.

3. Polarity guide pitch is 22.86 mm.