

REVISION N

DO NOT SCALE FROM THIS PRINT

UNLESS OTHERWISE NOTED

DIMENSIONS ARE IN INCHES TOLERANCES ARE:

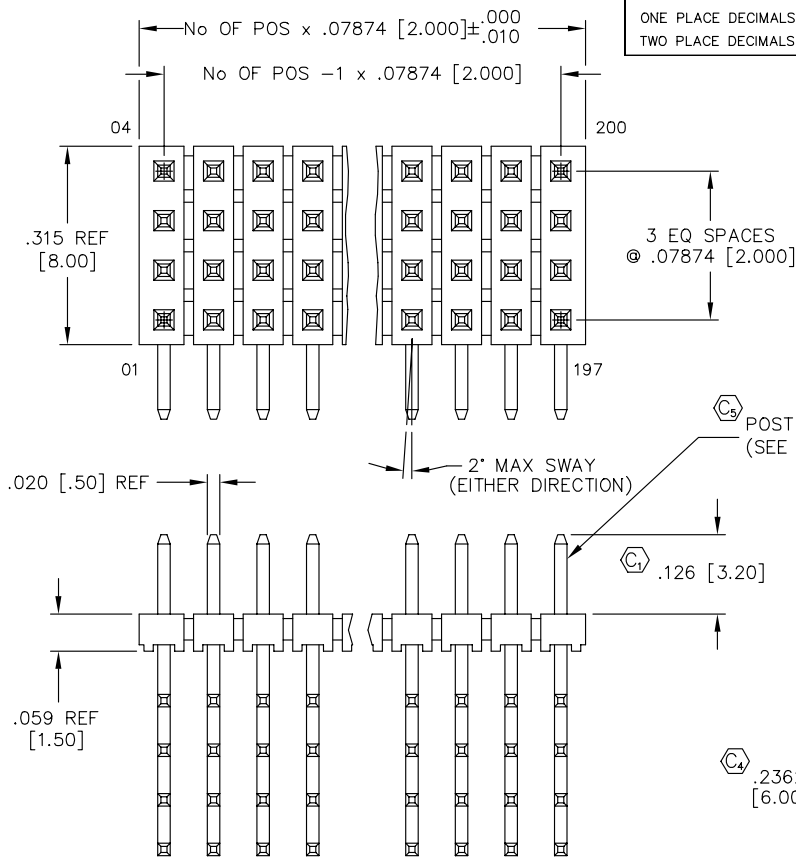
ONE PLACE DECIMALS ±.1 [2.5mm] THREE PLACE DECIMALS ±.005 [.13mm] ANGLES ± 2°

TWO PLACE DECIMALS ±.010 [25mm] FOUR PLACE DECIMALS ±.0020 [.05mm]

TITLE: 2mm TERMINAL STRIP ASSEMBLY (R/A)

DWG NO: TMM-1XX-XX-XX-Q-RX-XXX

SHEET 1 OF 1



TMM-1XX-XX-XX-Q-RX-XXX

No OF POSITIONS -02 THRU -50 (PER ROW)

TERMINAL SPEC -01: POST =.126 [3.20]

PLATING SPECIFICATION

- G: GOLD (SPECIFY -G IN TERMINAL SUFFIX -X)
- T: TIN (SPECIFY -T IN TERMINAL SUFFIX -X)
- S: SELECTIVE GOLD (SPECIFY -S IN TERMINAL SUFFIX -X)
- L: LIGHT SELECTIVE GOLD (SPECIFY -L IN TERMINAL SUFFIX -X)
- F: FLASH GOLD (SPECIFY -F IN TERMINAL SUFFIX -X)
- H: HEAVY GOLD (SPECIFY -H IN TERMINAL SUFFIX -X)
- TM: MATTE TIN (SPECIFY -T IN TERMINAL SUFFIX -X)
- LM: LIGHT SELECTIVE GOLD/MATTE TIN TAIL (SPECIFY -L IN TERMINAL SUFFIX -X)
- FM: FLASH GOLD/MATTE TIN TAIL (SPECIFY -F IN TERMINAL SUFFIX -X)
- SM: SELECTIVE GOLD/MATTE TIN TAIL (SPECIFY -S IN TERMINAL SUFFIX -X)

OPTION POLARIZATION SPECIFY -XXX AS POS TO BE OMITTED

OPTION -RA: RIGHT ANGLE -RE: EXTENDED RIGHT ANGLE

BODY SPECIFICATION -Q: QUAD (USE TMM-XX-Q)

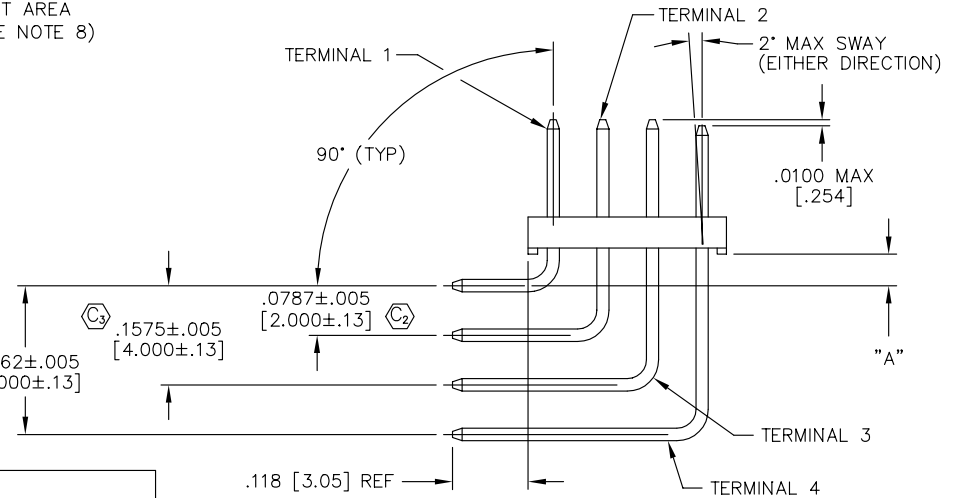


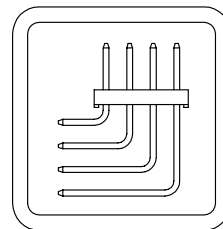
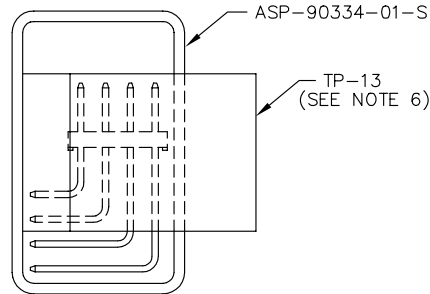
TABLE 1

OPTION	"A"	TERMINAL 1	TERMINAL 2	TERMINAL 3	TERMINAL 4
-RA	.05 [1.3]	T-1S13-02-X-2	T-1S13-03-X-2	T-1S13-17-X-2	T-1S13-18-X-2
-RE	.14 [3.6]	T-1S13-13-X-2	T-1S13-14-X-2	T-1S13-23-X-2	T-1S13-24-X-2

- NOTES:
- 1.) MAX. ALLOWABLE BOW: .005 IN/IN AFTER ASSEMBLY.
  - 2.) MAX. PIN ROTATION IN BODY: 2°
  - 3.) PUSHOUT FORCE SHALL BE 1 lb MIN.
  - 4.) (C) REPRESENTS A CRITICAL DIMENSION FOR STATISTICAL PROCESS CONTROL USE.
  - 5.) ALL DIMENSIONS IN BRACKETS [ ] TO BE MILLIMETERS.
  - 6.) CENTER PLUG IN OPENING OF TUBE AS SHOWN.
  - 7.) POSITION 2-4 SHOULD BE LAYER PACKAGED, 5-50 TO BE TUBED.
  - 8.) NO BANDOLIER MARKS ARE ALLOWED IN THE POST AREA.
  - 9.) MAX. CUT FLASH .010.

PACKAGING VIEWS

SCALE: .5x



(SEE NOTE 7.)

TABLE 2

OPTION	PACKAGING TUBE	PLUG
-RA	PT-1-24-01-08	TP-13
-RE	ASP-90334-01	TP-13

**PROPRIETARY NOTE**  
THIS DOCUMENT CONTAINS INFORMATION CONFIDENTIAL AND PROPRIETARY TO SAMTEC INC. AND SHALL NOT BE REPRODUCED OR TRANSMITTED TO OTHER DOCUMENTS OR DISCLOSED TO OTHERS OR USED FOR ANY PURPOSE OTHER THAN THAT FOR WHICH IT WAS OBTAINED WITHOUT THE EXPRESSED WRITTEN CONSENT OF SAMTEC INC.

PLOT SCALE 1=.125

MADE BY: PURVIS 5-14-96 TMM-1XX-XX-XX-Q-RX-XXX SHEET 1 OF 1

**samtec**

EXISPROD\ASSEMBLY\2MM TMM-Q-RX  
520 PARK EAST BLVD. NEW ALBANY, INDIANA 47150  
PHONE (812) 944-6733 P.O. BOX 1147  
CODE 55322