

Features

- Carbon element
- Plain or knurled shaft option
- Metal bushing/metal shaft
- Center detent standard
- Rear solder lugs or PC pins
- 250K and 500K standard resistance values
- Standard M and N taper
- RoHS compliant*

PDB182-GTRB - 17 mm Blend-Balance Guitar Potentiometer

Electrical Characteristics

Taper..... Linear, audio
 Standard Resistance Range 250K to 500K ohms
 Standard Resistance Tolerance..... ±20 %
 Residual Resistance..... 1 % max.

Environmental Characteristics

Operating Temperature.... -10 °C to +50 °C
 Power Rating 0.06 watt
 Dual Section 0.06 watt
 Maximum Operating Voltage
 Audio 150 V
 Sliding Noise 47 mV max.

Mechanical Characteristics

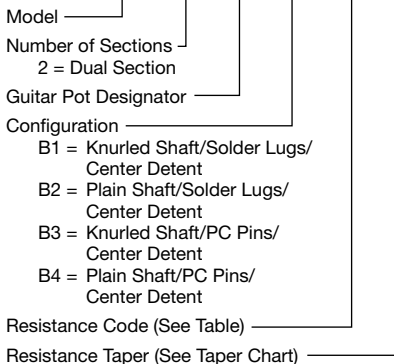
Mechanical Angle 300 ° ±5 °
 Rotational Torque 10 to 150 gf-cm
 Detent Torque 50 to 300 gf-cm
 Stop Strength 5 kg-cm min.
 Rotational Life 15,000 cycles
 Soldering Condition
 Manual/Wave
 260 °C max. for 3 seconds max.
 Wash..... Not recommended
 Hardware One flat washer and mounting nut supplied per potentiometer with bushing

Standard Resistance Table

Resistance (Ohms)	Resistance Code
250,000	254
500,000	504

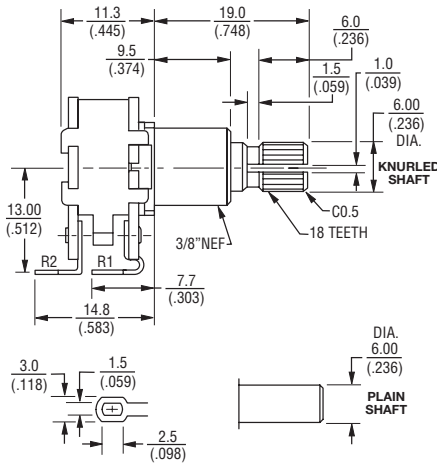
How to Order

PDB18 2 - GTR B1 - 254 MN

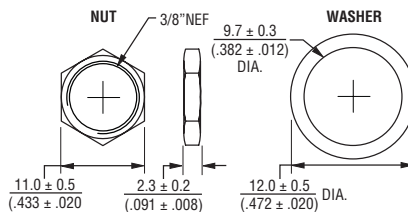
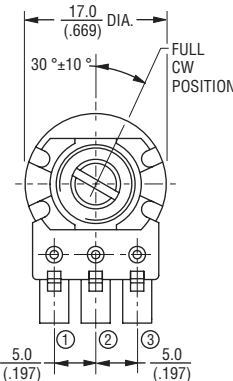
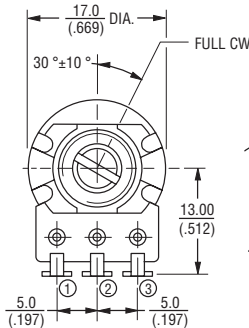
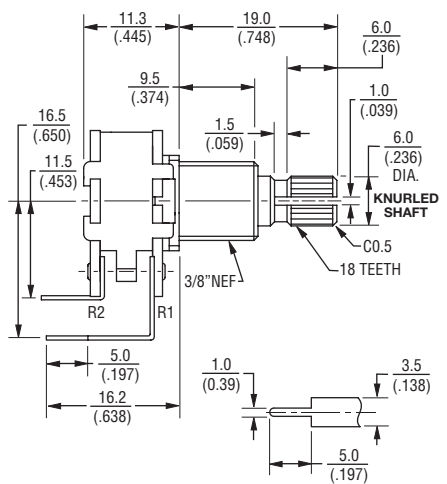


Product Dimensions

**PDB182-GTRB1,
PDB182-GTRB2**



**PDB182-GTRB3,
PDB182-GTRB4**



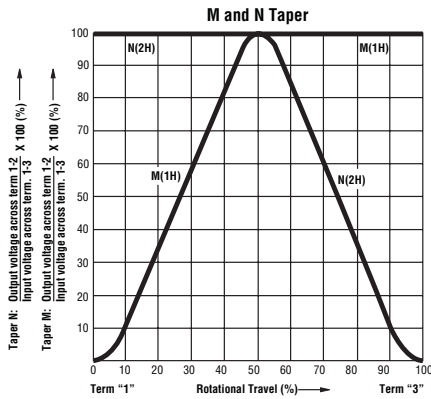
TOLERANCES:
 UNDER 10.0 = ±0.3 (±.012) 10.0 - 100 = ±0.5 (±.020)

*RoHS Directive 2002/95/EC Jan 27, 2003 including Annex. Specifications are subject to change without notice. Customers should verify actual device performance in their specific applications.

PDB182-GTRB - 17 mm Blend-Balance Guitar Potentiometer

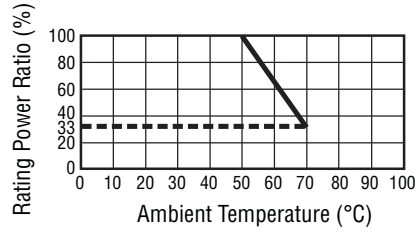
BOURNS®

Taper Chart



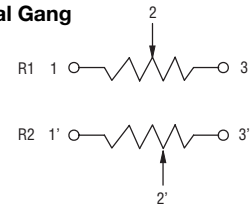
NOTE: Resistance characteristic of curve N is plotted with respect to terminal "3"

Derating Curve



Circuit

Dual Gang



BOURNS®

Asia-Pacific: Tel: +886-2 2562-4117 • Fax: +886-2 2562-4116

Europe: Tel: +41-41 768 5555 • Fax: +41-41 768 5510

The Americas: Tel: +1-951 781-5500 • Fax: +1-951 781-5700

www.bourns.com

REV. 08/11

Specifications are subject to change without notice.
Customers should verify actual device performance in their specific applications.