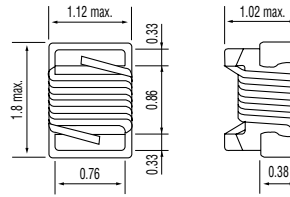


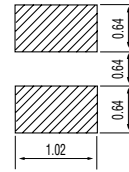
The TOKO LLQ1608 Series is a wirewound ceramic chip inductor that conforms to the EIA standard 0603 footprint and delivers superb Q and SRF performance with high inductance tolerance.



### Dimensions



### Recommended Footprint

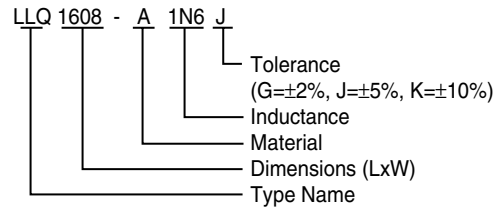


Unit: mm  
Tolerance:  $\pm 0.1$ mm

### Features

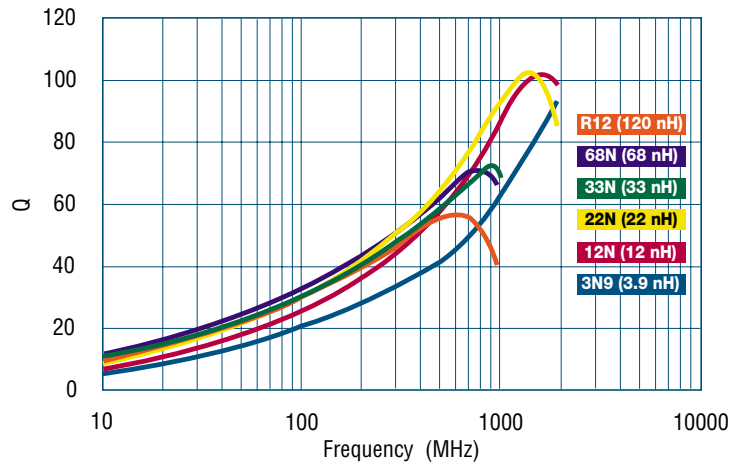
- Inductance tolerance:  $\pm 2\%$ ,  $\pm 5\%$ ,  $\pm 10\%$
- EIA standard 0603 footprint (1.6mm x 0.8mm)
- High Q
- High self-resonant frequency
- Operating temperature:  $-40^{\circ}\text{C}$  to  $+125^{\circ}\text{C}$
- Packaged on tape and reel in 3,000 piece quantity
- Reflow solderable

### Part Numbering

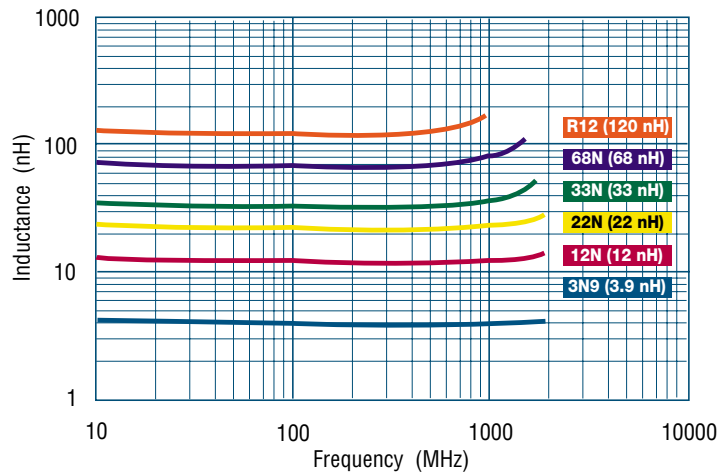


## ELECTRICAL CHARACTERISTICS

Q vs Frequency



Inductance vs Frequency



**STANDARD PARTS SELECTION GUIDE**
**TYPE LLQ1608**

TOKO Part Number	Inductance		Q (min.)	Test Frequency MHz	Self Resonant Frequency (MHz) min.	DC Resistance ( $\Omega$ ) max.	IDC (mA) max.
	Lo (nH)	Tolerance					
LLQ1608-A1N6_*	1.6	J, K	24	250	12500	0.030	700
LLQ1608-A1N8_*	1.8	J, K	16	250	12500	0.045	700
LLQ1608-A3N6_*	3.6	J, K	22	250	5900	0.063	700
LLQ1608-A3N9_*	3.9	J, K	22	250	6900	0.080	700
LLQ1608-A4N3_*	4.3	J, K	22	250	5900	0.063	700
LLQ1608-A4N7_*	4.7	J, K	20	250	5800	0.116	700
LLQ1608-A5N1_*	5.1	J, K	20	250	5700	0.140	700
LLQ1608-A6N8_*	6.8	G, J, K	27	250	5800	0.110	700
LLQ1608-A7N5_*	7.5	G, J, K	28	250	4800	0.106	700
LLQ1608-A8N7_*	8.7	G, J, K	28	250	4600	0.109	700
LLQ1608-A9N5_*	9.5	G, J, K	28	250	5400	0.135	700
LLQ1608-A10N_*	10	G, J, K	31	250	4800	0.130	700
LLQ1608-A11N_*	11	G, J, K	33	250	4000	0.107	700
LLQ1608-A12N_*	12	G, J, K	35	250	4000	0.130	700
LLQ1608-A15N_*	15	G, J, K	35	250	4000	0.170	700
LLQ1608-A16N_*	16	G, J, K	34	250	3300	0.134	700
LLQ1608-A18N_*	18	G, J, K	35	250	3100	0.170	700
LLQ1608-A22N_*	22	G, J, K	38	250	3000	0.190	700
LLQ1608-A24N_*	24	G, J, K	37	250	2650	0.161	700
LLQ1608-A27N_*	27	G, J, K	40	250	2800	0.220	600
LLQ1608-A30N_*	30	G, J, K	37	250	2250	0.187	600
LLQ1608-A33N_*	33	G, J, K	40	250	2300	0.220	600
LLQ1608-A36N_*	36	G, J, K	38	250	2080	0.250	600
LLQ1608-A39N_*	39	G, J, K	40	250	2200	0.250	600
LLQ1608-A43N_*	43	G, J, K	39	250	2000	0.280	600
LLQ1608-A47N_*	47	G, J, K	38	200	2000	0.280	600
LLQ1608-A56N_*	56	G, J, K	38	200	1900	0.310	600
LLQ1608-A68N_*	68	G, J, K	37	200	1700	0.340	600
LLQ1608-A72N_*	72	G, J, K	34	150	1700	0.490	400
LLQ1608-A82N_*	82	G, J, K	34	150	1700	0.540	400
LLQ1608-AR10_*	100	G, J, K	34	150	1400	0.580	400
LLQ1608-AR11_*	110	G, J, K	32	150	1350	0.610	300
LLQ1608-AR12_*	120	G, J, K	32	150	1300	0.720	300
LLQ1608-AR15_*	150	G, J, K	28	150	990	0.920	280
LLQ1608-AR18_*	180	G, J, K	25	100	990	1.25	240
LLQ1608-AR22_*	220	G, J, K	25	100	900	2.10	200
LLQ1608-AR27_*	270	G, J, K	24	100	900	2.30	170

\* Add tolerance to part number: G =  $\pm 2\%$ , J =  $\pm 5\%$ , K =  $\pm 10\%$

Testing Conditions: L,Q: Agilent 4287A (Test fixture Agilent 16193A). SRF: Agilent 8720ES. RDC: Agilent 34420A. IDC: Agilent 34401A.