







-  Both Transmit and Receive Transformers designed in a single SMT package
-  Models designed for leading transceiver ICs
-  Isolation voltage: 1500Vrms



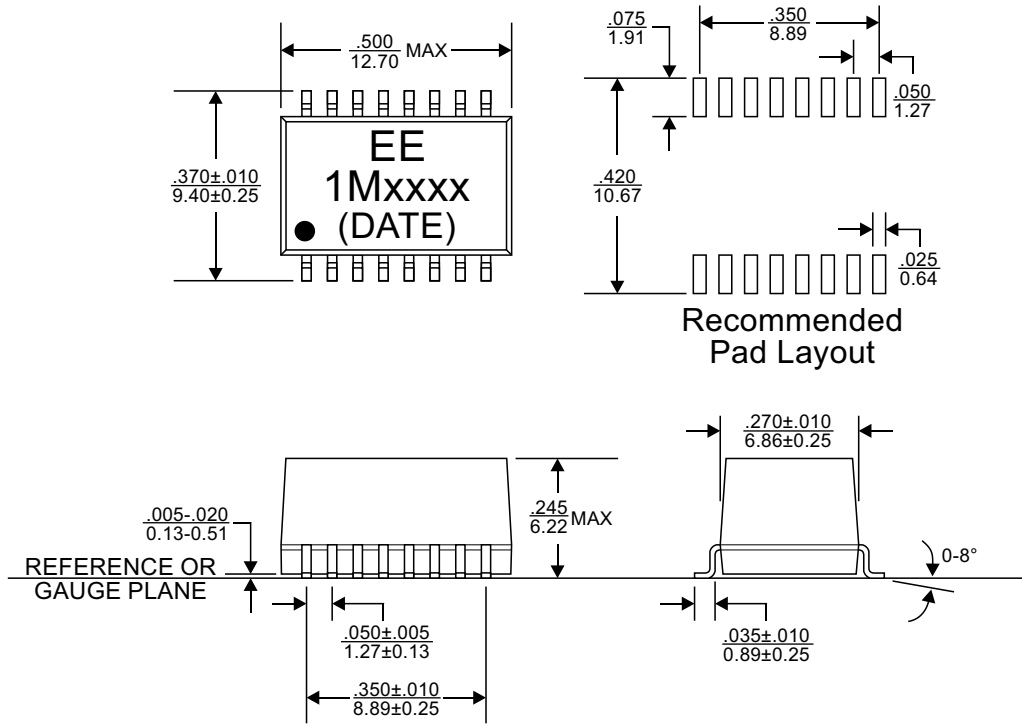
ELECTRICAL SPECIFICATION @25°C

Part Number		Turns Ratio (Pri: Sec ±5%)	OCL Primary (mH Min)	LL (uH Max)	Cww (pF Max)	DCR Primary (Max)	Schematic	Primary Pins
Std. Temp (0°C to +70°C)	Ext. Temp (-40°C to +85°C)							
821-M0016	821-M0370	1CT:2CT & 1CT:2CT	1.20	0.60	30	0.70	1	16-14, 6-8
821-M0093	821-M0353	1CT:2CT & 1:1.36CT	1.20	0.60	30	0.70	2	16-14, 6-8
821-M0094	821-M0368	1:1.15CT & 1CT:2CT	1.20	0.60	30	0.70	3	16-14, 6-8
821-M0095	821-M0372	1:1/1.26 & 1CT:2CT	1.20	0.60	30	0.70	3	16-14, 6-8
821-M0096	821-M0373	1CT:1.15CT & 1CT:1.15CT	1.20	0.60	30	0.70	1	1-3, 6-8
821-M0366	821-M0369	1CT:1CT & 1CT:1.5CT	1.20	0.80	30	0.70	1	16-14, 6-8
821-M0097	821-M0374	1CT:1CT & 1CT:2CT	1.20	0.60	30	0.70	1	16-14, 6-8
821-M0098	821-M0375	1CT:1.41CT & 1CT:1.41CT	1.00	0.60	30	0.70	1	16-14, 11-9
821-M0008	821-M0376	1CT:1.41CT & 1CT:1.41CT	1.00	0.60	30	0.70	1	1-3, 11-9
----	821-M0382	1CT:1CT & 1CT:2.4CT	1.00	0.80	30	0.85	1	9-11, 1-3
----	821-M0377	1CT:1CT & 1CT:1.67CT	1.00	0.80	25	0.80	1	6-8, 14-16
821-M0380	----	1CT:1CT & 1CT:1.36CT	1.20	0.60	30	0.70	1	6-8, 1-3
821-M0132	----	1CT:1.5CT & 1CT:1.5CT	1.50	0.80	40	0.70	1	1-3, 6-8
821-M0378	----	1CT:2CT & 1CT:2.3CT	1.20	0.80	30	0.90	1	6-8, 14-16
821-M0179	----	2CT:1/1.26 & 2CT:1/1.26	1.50	0.50	40	0.70	1	1-3, 11-9
821-M0367	----	2CS:1.57/2 & 2CS:1.57/2	1.50	0.50	40	0.70	4	1-2, 5-6
821-M0383	----	1CT:1CT & 1CT:1.36CT	1.20	0.60	30	0.70	1	16-14, 6-8
821-M0381	821-M0678	1CT:2.42CT & 1CT:2.42CT	1.20	0.60	25	0.70	1	1-3, 6-8
----	821-M0676	1:2/2.4 & 1:0.79/1	1.00	1.00	35	0.80	5	1-3, 6-8
821-M0677	----	1CT:2.4CT & 1CT:2.4CT	1.20	0.30	15	0.30	1	1-3, 6-8
----	821-M0871	1:2CT & 1:2CS	1.20	0.50 & 1.00	35	1.00	6	1-3, 11-9
----	821-M0867	1:1.36CT & 1:2CT	1.20	0.60	30	1.00	7	16-14, 6-8
----	821-M0866	1CT:2CT & 1CT:2CT	1.20	0.60	30	0.70	1	1-3, 6-8
----	821-M0865	1CT:2CT & 1:1	1.20	0.60	30	0.70	8	1-3, 6-8
----	821-M1645	1CT:2CT & 1CT:2.42CT	1.20	0.80	35	1.00	1	1-3, 6-8
----	821-M1244	1CT:1CT & 1CT:1CT	1.20	0.80	30	0.70	1	1-3, 6-8
----	821-M0683	1CT:1:0.8 & 1CT:1:0.8	1.20	0.80	30	1.00	4	16-14, 11-9
----	821-M1348	1CT:1.58:2 & 1:1.65:2	1.20	0.80	30	1.00	9	2-4, 6-7
----	821-M1646	1CT:1:1 & 1CT:1:1	1.20	0.80	30	1.00	4	16-14, 11-9



MECHANICAL DIMENSIONS

Package: SO016B

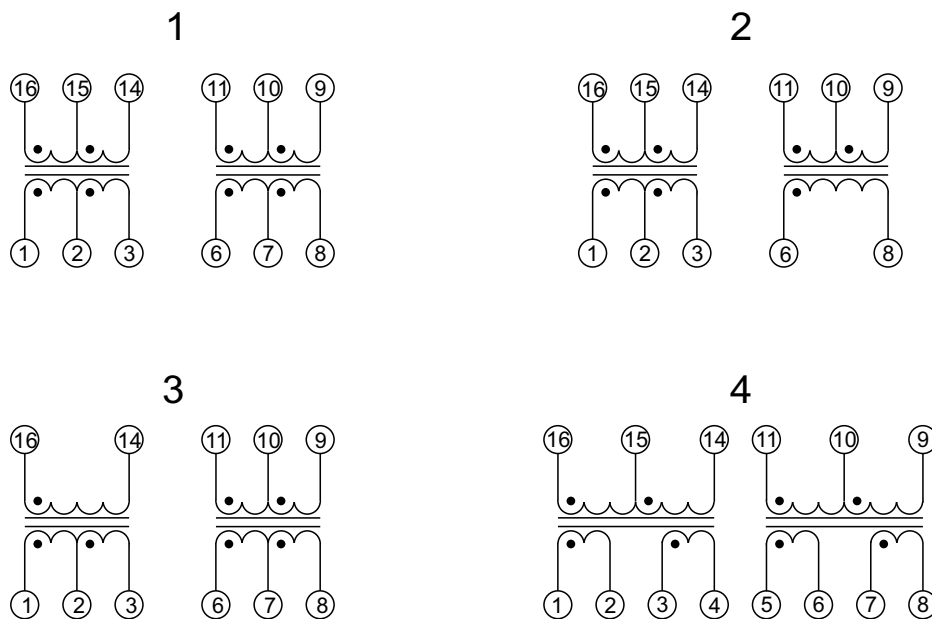


Notes: All dimensions are specified in $\frac{\text{inches}}{\text{mm}}$ with higher precedence in inches.
Unless otherwise specified, all tolerances are $\pm \frac{.010}{0.25}$.

Weight (in gram)	: 1.0 typ.
Tape & Reel	: 600 / reel

SCHEMATICS

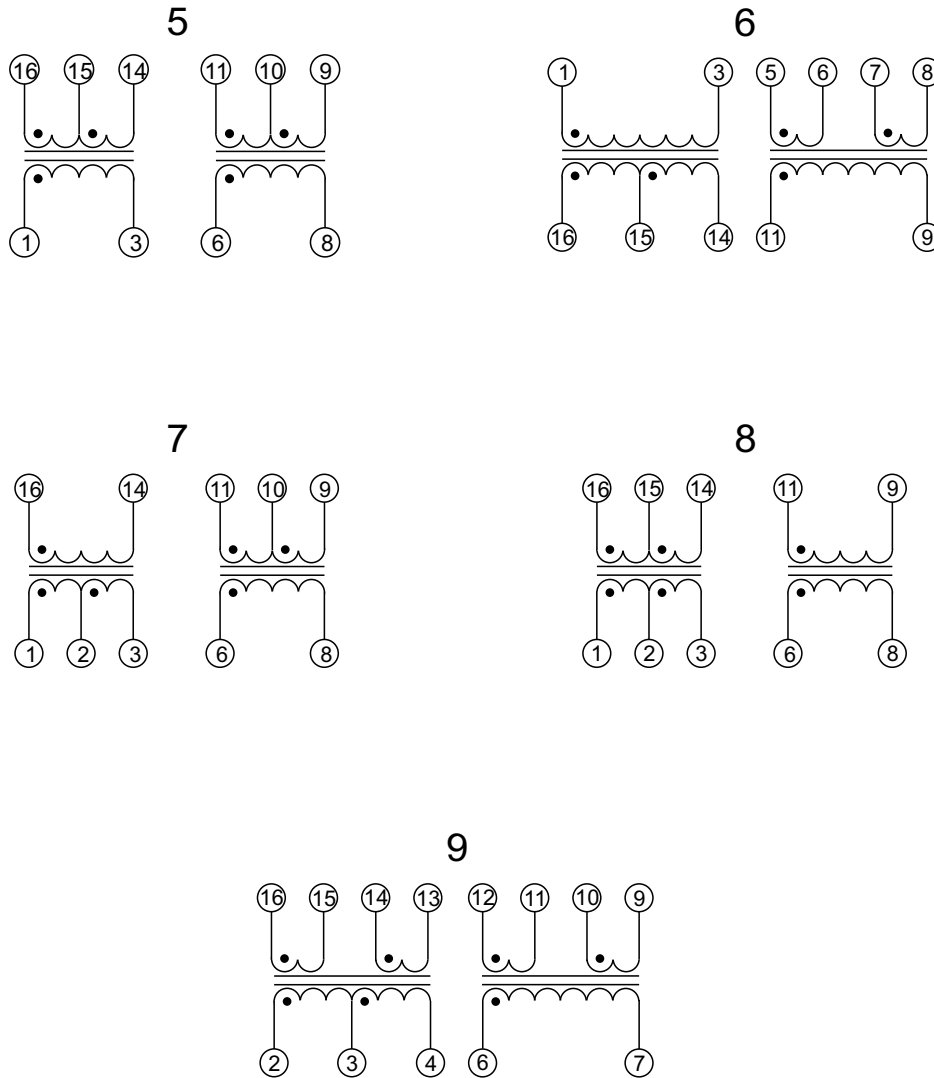
Schematics 1,2,3 & 4





SCHEMATICS

Schematics 5,6,7,8 & 9



FOR MORE INFORMATION, PLEASE CONTACT

HEADQUARTER
Unit B10, 3/F., Merit Industrial Centre,
94 Tokwawan Road, Kowloon,
Hong Kong
Tel: (852) 2954 3333
Fax: (852) 2954 3304
Email: eempl@eleceltek.com
Website: <http://www.eleceltek.com>

Information herein is for reference only and subject to change without notice. It does not constitute any representation, warranty or commitment of the company in respect of the products in any aspect. All logos, brands and product names mentioned herein are trademarks or registered trademarks of their respective owners. The company does not assume any liability arising out of the application or use of any product or circuit described herein. Copyrights 2004, E & E Magnetic Products Limited.