

Feed-through terminals

Compact style

In hazardous area applications, the installation instructions and the rated data specifications for accessories given in the technical appendix must be followed.

Width/Length/height with TS35x7.5	mm
max. current / max. cond. cross-section	A/mm ²
Max. clamping range	mm ²

Technical data

Rated data	
Rated voltage	V
Rated current	A
Rated cross-section	mm ²
Rated impulse voltage / Pollution severity	kV/-
Gauge to IEC 60947-1 / UL94 Flammability class	
Approvals	
Clamped conductors (H05V/H07V)	
solid / stranded	mm ²
flexible / Stranded wire with end ferrules	mm ²
Stripping length / Blade size	mm/-
Note	

Ordering data

Version	
	Dark beige Wemid
	Blue Wemid
Note	

Accessories


Pluggable cross-connection	
	2-pole
	3-pole
	4-pole
	10-pole
	20-/24-pole
End plate / partition	
	Dark beige Wemid
End bracket	
	Dark beige Wemid
Test adapter	
	Standard
	With assembly peg
Screwdriver	
	Standard
Reducing sleeves	
	For conductors < 0,5 mm ² / AWG 20
	For conductors < 1,0 mm ² / AWG 18
Cover	
	With lightning flash symbol

Marking systems	
	(see assortment in catalogue 7)
	Marking tags
For detailed information on other accessories and applications, refer to the „Accessories“ section	

ZDU 2.5N

2.5 mm²

2 connections



5.1 x 50.5 x 39	
24 / 4	
0.05...4	

IEC 60947-7-1 (-7-2)				
IEC	UL	CSA	EN 60079-7	
800	300	300	550	
24	20	20	20.5	
2.5	AWG 30...12	AWG 30...12	2.5	
			6 / 3	
			A2 / V0	
Rated connection				
0.5...4 / 1.5...2.5				
0.5...2.5 / 0.5...1.5				
10 / 0.6 x 3.5 mm				
2.5 mm ² flexible conductors with wire end ferrules are crimped with the Weidmüller PZ 6/5 crimping tool.				

Type	Qty	Order No.
ZDU 2.5N	50	1933700000
ZDU 2.5N BL	50	1933710000


Type	current	Qty	Order No.
ZQV 2.5/2	24 A	60	1608860000
ZQV 2.5/3	24 A	60	1608870000
ZQV 2.5/4	24 A	60	1608880000
ZQV 2.5/10	24 A	20	1608940000
ZQV 2.5/20	24 A	20	1908960000
Width			
ZAP/TW ZDU/ZPE 2.5N	2 mm	20	1933790000
ZEW 35	6 mm	20	9540000000
ZTA ZT2.5			
ZTA ZT2.5	5.1 mm	25	1827080000
ZTA ZT2.5/ZA	5.1 mm	25	1847600000
SD 0.6x3.5x100			
SD 0.6x3.5x100		1	9008330000
ZRH 1.5H/1			
ZRH 1.5H/1		1000	1678810000
ZRH 1.5H/2			
ZRH 1.5H/2		1000	1678800000
ZAD 9/4			
ZAD 9/4		20	1934160000

Marking systems	
	(see assortment in catalogue 7)
	Marking tags
For detailed information on other accessories and applications, refer to the „Accessories“ section	

ZDU 2.5N/3AN

2.5 mm²

3 connections



5.1 x 56.5 x 39	
24 / 4	
0.05...4	

IEC 60947-7-1 (-7-2)				
IEC	UL	CSA	EN 60079-7	
800	300	300	550	
24	20	20	20.5	
2.5	AWG 30...12	AWG 30...12	2.5	
			6 / 3	
			A2 / V0	
Rated connection				
0.5...4 / 1.5...2.5				
0.5...2.5 / 0.5...1.5				
10 / 0.6 x 3.5 mm				
2.5 mm ² flexible conductors with wire end ferrules are crimped with the Weidmüller PZ 6/5 crimping tool.				

Type	Qty	Order No.
ZDU 2.5N/3AN	50	1933720000
ZDU 2.5N/3AN BL	50	1933730000


Type	current	Qty	Order No.
ZQV 2.5/2	24 A	60	1608860000
ZQV 2.5/3	24 A	60	1608870000
ZQV 2.5/4	24 A	60	1608880000
ZQV 2.5/10	24 A	20	1608940000
ZQV 2.5/20	24 A	20	1908960000
Width			
ZAP/TW ZDU/ZPE 2.5N	2 mm	20	1933790000
ZEW 35	6 mm	20	9540000000
ZTA ZT2.5			
ZTA ZT2.5	5.1 mm	25	1827080000
ZTA ZT2.5/ZA	5.1 mm	25	1847600000
SD 0.6x3.5x100			
SD 0.6x3.5x100		1	9008330000
ZRH 1.5H/1			
ZRH 1.5H/1		1000	1678810000
ZRH 1.5H/2			
ZRH 1.5H/2		1000	1678800000
ZAD 9/4			
ZAD 9/4		20	1934160000

Marking systems	
	(see assortment in catalogue 7)
	Marking tags
For detailed information on other accessories and applications, refer to the „Accessories“ section	

ZDU 2.5N/4AN

2.5 mm²

4 connections



5.1 x 60 x 39

24 / 4

0.05...4



IEC 60947-7-1 (-7-2)

IEC	UL	CSA	EN 60079-7
800	300	300	550
24	20	20	20.5
2.5	AWG 30...12	AWG 30...12	2.5
6 / 3			
A2 / V0			



Rated connection

0.5...4 / 1.5...2.5

0.5...2.5 / 0.5...1.5

10 / 0.6 x 3.5 mm

2.5 mm² flexible conductors with wire end ferrules are crimped with the Weidmüller PZ 6/5 crimping tool.

Type	Qty	Order No.
ZDU 2.5N/4AN	50	1933740000
ZDU 2.5N/4AN BL	50	1933750000

Type	current	Qty	Order No.
ZQV 2.5/2	24 A	60	1608860000
ZQV 2.5/3	24 A	60	1608870000
ZQV 2.5/4	24 A	60	1608880000
ZQV 2.5/10	24 A	20	1608940000
ZQV 2.5/20	24 A	20	1908960000
Width			
ZAP/TW ZDU/ZPE 2.5N	2 mm	20	1933790000
ZEW 35	6 mm	20	9540000000
ZTA ZT2.5	5.1 mm	25	1827080000
ZTA ZT2.5/ZA	5.1 mm	25	1847600000
SD 0.6x3.5x100		1	9008330000
ZRH 1.5H/1		1000	1678810000
ZRH 1.5H/2		1000	1678800000
ZAD 9/4		20	1934160000

DEK 5/5 / WS 10/5

2.5 mm² conductors with plastic collar wire end ferrules only with optimised diameter collar (order No. 1333100000, 500 pcs).

Feed-through terminals

Compact style

In hazardous area applications, the installation instructions and the rated data specifications for accessories given in the technical appendix must be followed.

Width/Length/height with TS35x7.5	mm
max. current / max. cond. cross-section	A/mm ²
Max. clamping range	mm ²

Technical data

Rated data	
Rated voltage	V
Rated current	A
Rated cross-section	mm ²
Rated impulse voltage / Pollution severity	kV/-
Gauge to IEC 60947-1 / UL94 Flammability class	
Approvals	
Clamped conductors (H05V/H07V)	
solid / stranded	mm ²
flexible / Stranded wire with end ferrules	mm ²
Stripping length / Blade size	mm/-
Note	

Ordering data

Version	
	Dark beige Wemid
	Blue Wemid
Note	

Accessories


Pluggable cross-connection	
	2-pole
	3-pole
	4-pole
	10-pole
	20-/24-pole
End plate / partition	
	Dark beige Wemid
End bracket	
	Dark beige Wemid
Test adapter	
	Standard
	With assembly peg
Screwdriver	
	Standard
Reducing sleeves	
	For conductors < 0,5 mm ² / AWG 20
	For conductors < 1,0 mm ² / AWG 18
Cover	
	With lightning flash symbol

Marking systems	
	(see assortment in catalogue 7)
	Marking tags
For detailed information on other accessories and applications, refer to the „Accessories“ section	

ZDK 2.5/3AN

2.5 mm²

Double-level terminal



5.1 x 93 x 51.5	
24 / 4	
0.05...4	

IEC 60947-7-1

IEC	UL	CSA	EN 60079-7
800	300	300	550
24	20	20	20.5
2.5	AWG 30...12	AWG 30...12	2.5
8 / 3			
A2 / V0			



Rated connection	
0.5...4 / 0.5...2.5	
0.5...2.5 / 0.5...2.5	
10 / 0.6 x 3.5 mm	
2.5 mm ² flexible conductors with wire end ferrules are crimped with the Weidmüller PZ 6/5 crimping tool.	

Type	Qty	Order No.
ZDK 2.5/3AN	50	1924510000
ZDK 2.5/3AN BL	50	1924500000
Terminal with diode ZDK 2.5/3AN D1, 1924440000 and ZDK 2.5/3AN D2, 1924450000		


Type	current	Qty	Order No.
ZQV 2.5/2	24 A	60	1608860000
ZQV 2.5/3	24 A	60	1608870000
ZQV 2.5/4	24 A	60	1608880000
ZQV 2.5/10	24 A	20	1608940000
ZQV 2.5/20	24 A	20	1908960000
Width			
ZAP/TW ZDK 2.5/3AN	2 mm	20	1924910000
ZEW 35	6 mm	20	9540000000
Width			
ZTA ZT2.5	5.1 mm	25	1827080000
ZTA ZT2.5/ZA	5.1 mm	25	1847600000
SD 0.6x3.5x100		1	9008330000
ZRH 1.5H/1		1000	1678810000
ZRH 1.5H/2		1000	1678800000
ZAD 9/4		20	1934160000

Marking systems	
	Snap Mark / DEK 5/5 / WS 10/5
2.5 mm ² conductors with plastic collar wire end ferrules only with optimised diameter collar (order No. 1333100000, 500 pcs).	

ZDK 2.5/3AN V

2.5 mm²

Vertical cross-connected double-level terminal



5.1 x 93 x 51.5	
24 / 4	
0.05...4	

IEC 60947-7-1

IEC	UL	CSA	EN 60079-7
800	300	300	550
24	20	20	20.5
2.5	AWG 30...12	AWG 30...12	2.5
8 / 3			
A2 / V0			



Rated connection	
0.5...4 / 0.5...2.5	
0.5...2.5 / 0.5...2.5	
10 / 0.6 x 3.5 mm	
2.5 mm ² flexible conductors with wire end ferrules are crimped with the Weidmüller PZ 6/5 crimping tool.	

Type	Qty	Order No.
ZDK 2.5/3AN V	50	1924490000
ZDK 2.5/3AN V BL	50	1924480000

Type	current	Qty	Order No.
ZQV 2.5/2	24 A	60	1608860000
ZQV 2.5/3	24 A	60	1608870000
ZQV 2.5/4	24 A	60	1608880000
ZQV 2.5/10	24 A	20	1608940000
ZQV 2.5/20	24 A	20	1908960000
Width			
ZAP/TW ZDK 2.5/3AN	2 mm	20	1924910000
ZEW 35	6 mm	20	9540000000
Width			
ZTA ZT2.5	5.1 mm	25	1827080000
ZTA ZT2.5/ZA	5.1 mm	25	1847600000
SD 0.6x3.5x100		1	9008330000
ZRH 1.5H/1		1000	1678810000
ZRH 1.5H/2		1000	1678800000
ZAD 9/4		20	1934160000

Marking systems	
	Snap Mark / DEK 5/5 / WS 10/5
2.5 mm ² conductors with plastic collar wire end ferrules only with optimised diameter collar (order No. 1333100000, 500 pcs).	

Modular PE terminals

Compact style

In hazardous area applications, the installation instructions and the rated data specifications for accessories given in the technical appendix must be followed.

Width/Length/height with TS35x7.5	mm
max. current / max. cond. cross-section	A/mm ²
Max. clamping range	mm ²

Technical data

Rated data	
Rated cross-section	mm ²
Rated voltage to adjacent terminal	V
Rated impulse withstand voltage to adjacent terminal	kV
Pollution severity	
Gauge to IEC 60947-1 / UL94 Flammability class	
Approvals	
Clamped conductors (H05V/H07V)	
solid / stranded	mm ²
flexible / Stranded wire with end ferrules	mm ²
Stripping length / Blade size	mm/-
Note	

Ordering data

Version	Note
green/yellow Wemid	

Accessories

End plate / partition	End bracket	Test adapter	Screwdriver	Reducing sleeves
Dark beige Wemid	Dark beige Wemid	Standard With assembly peg	Standard	For conductors < 0,5 mm ² / AWG 20 For conductors < 1,0 mm ² / AWG 18

Marking systems	For detailed information on other accessories and applications, refer to the „Accessories“ section
(see assortment in catalogue 7) Marking tags	

ZPE 2.5N

2.5 mm²

2 connections



5.1 x 50.5 x 39	/ 4	0.05...4	
-----------------	-----	----------	--

IEC 60947-7-1 (-7-2)			
IEC	UL	CSA	EN 60079-7
2.5	AWG 30...12	AWG 30...12	2.5
800			
6			
	3		
	A2 / V0		
Rated connection			
0.5...4 / 1.5...2.5			
0.5...2.5 / 0.5...1.5			
10 / 0.6 x 3.5 mm			
2.5 mm ² flexible conductors with wire end ferrules are crimped with the Weidmüller PZ 6/5 crimping tool.			

Type	Qty	Order No.
ZPE 2.5N	50	1933760000

Type	Width	Qty	Order No.
ZAP/TW ZDU/ZPE 2.5N	2 mm	20	1933790000
ZEW 35	6 mm	20	9540000000
ZTA ZT2.5	5.1 mm	25	1827080000
ZTA ZT2.5/ZA	5.1 mm	25	1847600000
SD 0.6x3.5x100		1	9008330000
ZRH 1.5H/1		1000	1678810000
ZRH 1.5H/2		1000	1678800000

Marking systems	For detailed information on other accessories and applications, refer to the „Accessories“ section
DEK 5/5 / WS 10/5	2.5 mm ² conductors with plastic collar wire end ferrules only with optimised diameter collar (order No. 1333100000, 500 pcs).

ZPE 2.5N/3AN

2.5 mm²

3 connections



5.1 x 56.5 x 39	/ 4	0.05...4	
-----------------	-----	----------	--

IEC 60947-7-1 (-7-2)			
IEC	UL	CSA	EN 60079-7
2.5	AWG 30...12	AWG 30...12	2.5
800			
6			
	3		
	A2 / V0		
Rated connection			
0.5...4 / 1.5...2.5			
0.5...2.5 / 0.5...1.5			
10 / 0.6 x 3.5 mm			
2.5 mm ² flexible conductors with wire end ferrules are crimped with the Weidmüller PZ 6/5 crimping tool.			

Type	Qty	Order No.
ZPE 2.5N/3AN	50	1933770000

Type	Width	Qty	Order No.
ZAP/TW ZDU/ZPE 2.5N	2 mm	20	1933790000
ZEW 35	6 mm	20	9540000000
ZTA ZT2.5	5.1 mm	25	1827080000
ZTA ZT2.5/ZA	5.1 mm	25	1847600000
SD 0.6x3.5x100		1	9008330000
ZRH 1.5H/1		1000	1678810000
ZRH 1.5H/2		1000	1678800000

Marking systems	For detailed information on other accessories and applications, refer to the „Accessories“ section
DEK 5/5 / WS 10/5	2.5 mm ² conductors with plastic collar wire end ferrules only with optimised diameter collar (order No. 1333100000, 500 pcs).

ZPE 2.5N/4AN

2.5 mm²

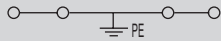
4 connections



5.1 x 60 x 39

/ 4

0.05...4



IEC 60947-7-1 (-7-2)

IEC	UL	CSA	EN 60079-7
2.5	AWG 30...12	AWG 30...12	2,5
800			
6			
	3		
	A2 / V0		



Rated connection

0.5...4 / 1.5...2.5

0.5...2.5 / 0.5...1.5

10 / 0.6 x 3.5 mm

2.5 mm² flexible conductors with wire end ferrules are crimped with the Weidmüller PZ 6/5 crimping tool.

Type	Qty	Order No.
ZPE 2.5N/4AN	50	1933780000

Type	Width	Qty	Order No.
ZAP/TW ZDU/ZPE 2.5N	2 mm	20	1933790000
ZEW 35	6 mm	20	9540000000
ZTA ZT2.5	5.1 mm	25	1827080000
ZTA ZT2.5/ZA	5.1 mm	25	1847600000
SD 0.6x3.5x100		1	9008330000
ZRH 1.5H/1		1000	1678810000
ZRH 1.5H/2		1000	1678800000

DEK 5/5 / WS 10/5

2.5 mm² conductors with plastic collar wire end ferrules only with optimised diameter collar (order No. 1333100000, 500 pcs).

Modular PE terminals

Compact style

In hazardous area applications, the installation instructions and the rated data specifications for accessories given in the technical appendix must be followed.

Width/Length/height with TS35x7.5	mm
max. current / max. cond. cross-section	A/mm ²
Max. clamping range	mm ²


Technical data

Rated data	
Rated cross-section	mm ²
Rated voltage to adjacent terminal	V
Rated impulse withstand voltage to adjacent terminal	kV
Pollution severity	
Gauge to IEC 60947-1 / UL94 Flammability class	
Approvals	
Clamped conductors (H05V/H07V)	
solid / stranded	mm ²
flexible / Stranded wire with end ferrules	mm ²
Stripping length / Blade size	mm/-
Note	

Ordering data

Version	green/yellow Wemid
Note	

Accessories

Pluggable cross-connection	
	2-pole 3-pole 4-pole 10-pole 20-/24-pole
End plate / partition	
	Dark beige Wemid
End bracket	
	Dark beige Wemid
Test adapter	
	Standard With assembly peg
Screwdriver	
	Standard
Reducing sleeves	
	For conductors < 0,5 mm ² / AWG 20 For conductors < 1,0 mm ² / AWG 18
Cover	
	With lightning flash symbol

Marking systems (see assortment in catalogue 7)
Marking tags

For detailed information on other accessories and applications, refer to the „Accessories“ section

ZDK 2.5/3AN PE

2.5 mm²

Double-level terminal



5.1 x 93 x 51.5	
/ 4	
0.05...4	

IEC 60947-7-1 (-7-2)

IEC	UL	CSA	EN 60079-7
2.5	AWG 30...12	AWG 30...12	2.5
800			
8			
	3		
	A2 / V0		



Rated connection

0.5...4 / 0.5...2.5
0.5...2.5 / 0.5...2.5
10 / 0.6 x 3.5 mm

2.5 mm² flexible conductors with wire end ferrules are crimped with the Weidmüller PZ 6/5 crimping tool.

Type	Qty	Order No.
ZDK 2.5/3AN PE	50	1924470000

Type	Qty	Order No.
Width		
ZAP/TW ZDK 2.5/3AN	2 mm 20	1924910000
ZEW 35/2	8 mm 20	8630740000
ZTA ZT2.5	5.1 mm 25	1827080000
ZTA ZT2.5/ZA	5.1 mm 25	1847600000
SD 0.6x3.5x100	1	9008330000
ZRH 1.5H/1	1000	1678810000
ZRH 1.5H/2	1000	1678800000


Snap Mark / DEK 5/5 / WS 10/5

2.5 mm² conductors with plastic collar wire end ferrules only with optimised diameter collar (order No. 1333100000, 500 pcs).

ZDK 2.5/3AN DU-PE

2.5 mm²

Double-level terminal (DU-PE)



5.1 x 93 x 51.5	
31 / 4	
0.05...4	

IEC 60947-7-1 (-7-2)

IEC	UL	CSA	EN 60079-7
2.5	AWG 30...12	AWG 30...12	2.5
800			
8			
	3		
	A2 / V0		



Rated connection

0.5...4 / 0.5...2.5
0.5...2.5 / 0.5...2.5
10 / 0.6 x 3.5 mm

2.5 mm² flexible conductors with wire end ferrules are crimped with the Weidmüller PZ 6/5 crimping tool.

Type	Qty	Order No.
ZDK 2.5/3AN DU-PE	50	1924460000

Type	current	Qty	Order No.
ZQV 2.5/2	24 A	60	1608860000
ZQV 2.5/3	24 A	60	1608870000
ZQV 2.5/4	24 A	60	1608880000
ZQV 2.5/10	24 A	20	1608940000
ZQV 2.5/20	24 A	20	1908960000
Width			
ZAP/TW ZDK 2.5/3AN	2 mm	20	1924910000
ZEW 35	6 mm	20	9540000000
ZTA ZT2.5	5.1 mm	25	1827080000
ZTA ZT2.5/ZA	5.1 mm	25	1847600000
SD 0.6x3.5x100		1	9008330000
ZRH 1.5H/1		1000	1678810000
ZRH 1.5H/2		1000	1678800000
ZAD 9/4		20	1934160000

Snap Mark / DEK 5/5 / WS 10/5

2.5 mm² conductors with plastic collar wire end ferrules only with optimised diameter collar (order No. 1333100000, 500 pcs).