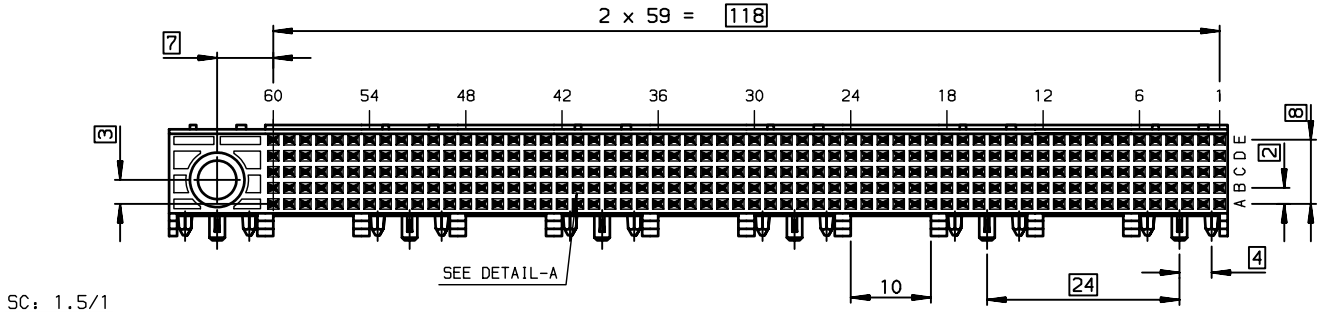

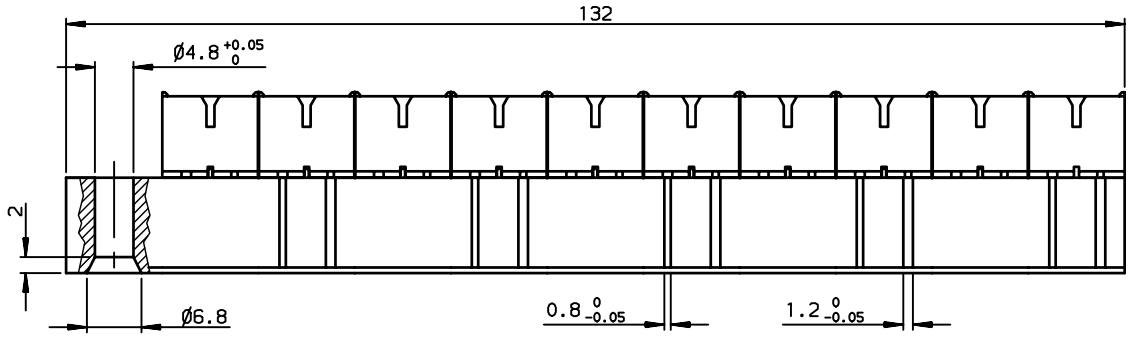

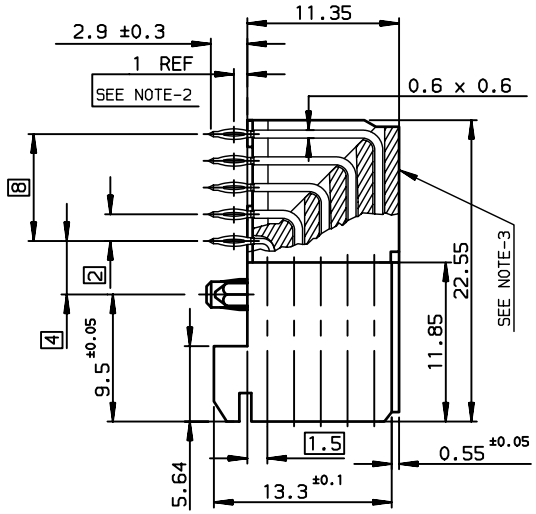

DETAIL-A SC:10/1

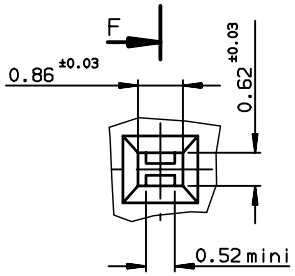

SECTION-F SC:10/1

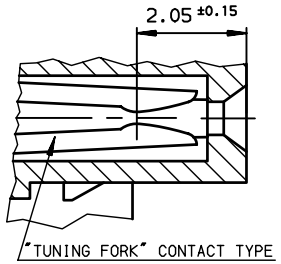

LAYOUT FOR P.C.B

(FOR 10 SIGNAL MODULE-PER 12mm LENGTH)

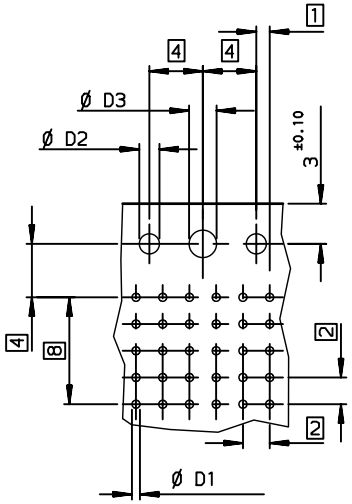

DETAIL OF PRESS-IN PEG SC:5/1

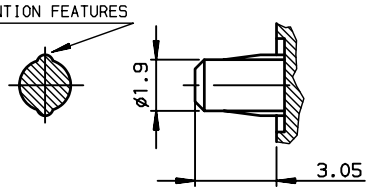

SPECIFIC DATAS (SP 461):

HOUSING TYPE 10+1 MODULE

NOTE-1: GENERAL CHARACTERISTICS ACCORDING TO DRW, C-8626-000P

NORMINATIVE REF = IEC-61076-4-104/PERF LEVEL-1

NOTE-2: EYE OF THE NEEDLE PRESS FIT TYPE

NOTE-3: FLAT ROCK TOOL FOR INSERTION IN PCB

NOTE-4: PRESS-IN RETENTION PEGS

GENERAL CHARACTERISTICS AND ROHS INFORMATIONS:
SEE DRAWING C-8626-000P

TIN LEAD PART NUMBER

PART NUMBER: HM1F59FDP461H6P

LEAD-FREE PART NUMBER

PART NUMBER: HM1F59FDP461H6PLF

rev	ecn no	dr	date
A	-	CHA	2003/05/15
B	LS05-0056	MLE	2005/06/06
C	LS06-0097	LGO	2006/07/21
-	-	-	-
-	-	-	-
-	-	-	-
-	-	-	-

European Views

www.fciconnect.com			surface ISO 1302	tolerance std ISO 406 ISO 1101		projection	mm
			TOLERANCES UNLESS OTHERWISE SPECIFIED				
Dr	CHAMPION	2003/05/15	ANGULAR	LINEAR	0.X ±0.1	size A3	Scale 2.5
Eng	LENOIR	2003/05/15			0.XX ±0.1		
Chr	LEGARE	2003/05/15	0.XX° ±2°		0.XXX ±0.1	ECN	LS06-0097
Appr	LEGARE	2003/05/15	Product family		METRAL	Spec ref	-

title: METRAL RECPT300CTS+1GUIDE
SPECIFIC FOR LUCENT

dwg no: C-8626-11222 Rev. C

catalog no -

CUSTOMER sheet 1 of 1

Copyright FCI.

REV F - 2006-04-17

PDM: Rev:C STATUS: Released Printed: Aug 27, 2006