

## High voltage fast switching NPN power transistor

Datasheet – production data

### Features

- High voltage capability
- Fast switching speed

### Applications

- Lighting
- Switch mode power supply

### Description

This device is a high voltage fast-switching NPN power transistor. It is manufactured using high voltage multi epitaxial planar technology for high switching speeds and medium voltage capability.

It uses a cellular emitter structure with planar edge termination to enhance switching speeds while maintaining a wide RBSOA. The device is designed for use in lighting applications and low cost switch-mode power supplies.




Figure 1. Internal schematic diagram

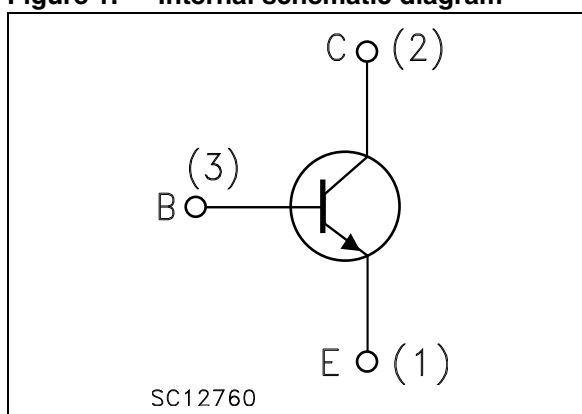


Table 1. Device summary

Order codes	Marking	Package	Packaging
2STL2580	2STL2580	TO-92MOD	Bag
2STL2580-AP	2STL2580	TO-92MOD	Ammopack

# Contents

<b>1</b>	<b>Electrical ratings</b> .....	<b>3</b>
<b>2</b>	<b>Electrical characteristics</b> .....	<b>4</b>
	2.1 Electrical characteristics (curves) .....	5
<b>3</b>	<b>Package mechanical data</b> .....	<b>8</b>
<b>4</b>	<b>Revision history</b> .....	<b>11</b>

# 1 Electrical ratings

**Table 2. Absolute maximum ratings**

Symbol	Parameter	Value	Unit
$V_{CES}$	Collector-emitter voltage ( $V_{BE} = 0$ )	800	V
$V_{CEO}$	Collector-emitter voltage ( $I_B = 0$ )	400	V
$V_{EBO}$	Emitter-base voltage ( $I_C = 0$ )	9	V
$I_C$	Collector current	1	A
$I_{CM}$	Collector peak current ( $t_P < 5$ ms)	2	A
$I_B$	Base current	0.5	A
$P_{TOT}$	Total dissipation at $T_{amb} = 25$ °C	1.5	W
$T_{STG}$	Storage temperature	-65 to 150	°C
$T_J$	Max. operating junction temperature	150	°C

**Table 3. Thermal data**

Symbol	Parameter	Value	Unit
$R_{thJA}$	Thermal resistance junction-ambient max	83	°C/W

## 2 Electrical characteristics

$T_{\text{case}} = 25\text{ °C}$  unless otherwise specified.

**Table 4. Electrical characteristics**

Symbol	Parameter	Test conditions	Min.	Typ.	Max.	Unit
$I_{\text{CBO}}$	Collector cut-off current ( $I_{\text{E}} = 0$ )	$V_{\text{CB}} = 800\text{ V}$			10	$\mu\text{A}$
$I_{\text{EBO}}$	Emitter cut-off current ( $I_{\text{C}} = 0$ )	$V_{\text{EB}} = 8\text{ V}$			100	$\mu\text{A}$
$V_{(\text{BR})\text{CEO}}^{(1)}$	Collector-emitter breakdown voltage ( $I_{\text{B}} = 0$ )	$I_{\text{C}} = 10\text{ mA}$	400			V
$V_{(\text{BR})\text{EBO}}$	Emitter-base breakdown voltage ( $I_{\text{C}} = 0$ )	$I_{\text{E}} = 100\ \mu\text{A}$	9			V
$h_{\text{FE}}^{(1)}$	DC current gain	$I_{\text{C}} = 250\text{ mA}$ $V_{\text{CE}} = 5\text{ V}$	60	100		
$V_{\text{CE}(\text{sat})}^{(1)}$	Collector-emitter saturation voltage	$I_{\text{C}} = 1\text{ A}$ $I_{\text{B}} = 0.2\text{ A}$			1	V
$V_{\text{BE}(\text{sat})}^{(1)}$	Base-emitter saturation voltage	$I_{\text{C}} = 1\text{ A}$ $I_{\text{B}} = 0.2\text{ A}$			1.1	V
$t_{\text{r}}$	Resistive load Rise time	$V_{\text{CC}}=200\text{ V}$ , $I_{\text{C}}=0.3\text{ A}$		140		ns
$t_{\text{s}}$	Storage time	$I_{\text{B}1}=20\text{ mA}$ , $I_{\text{B}2}=-50\text{ mA}$		4		$\mu\text{s}$
$t_{\text{f}}$	Fall time	$T_{\text{p}}=30\ \mu\text{s}$		90		ns

1. Pulse test: pulse duration  $\leq 300\ \mu\text{s}$ , duty cycle  $\leq 2\%$

## 2.1 Electrical characteristics (curves)

Figure 2. Safe operating area

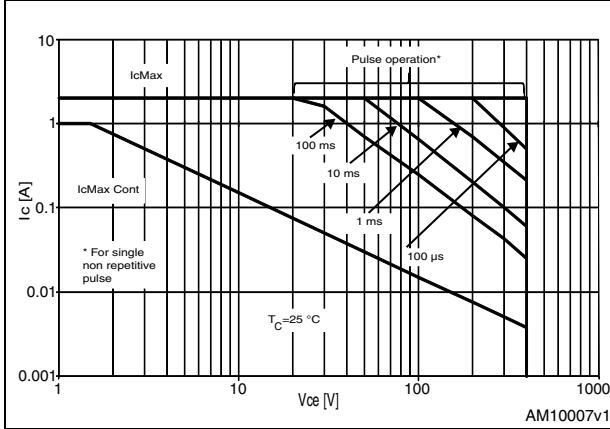


Figure 3. Derating curve

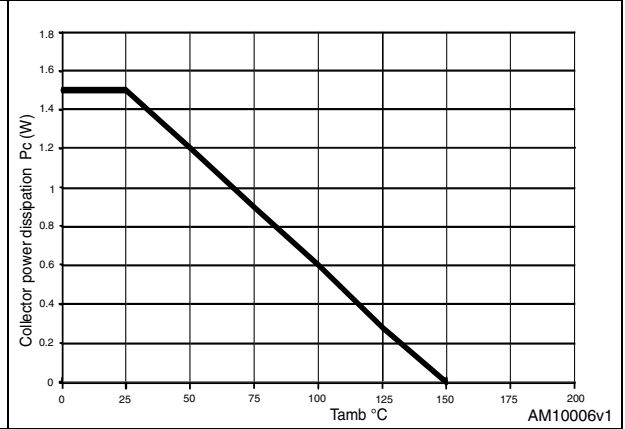


Figure 4. Output curves up to  $V_{CE}=2 \text{ V}$

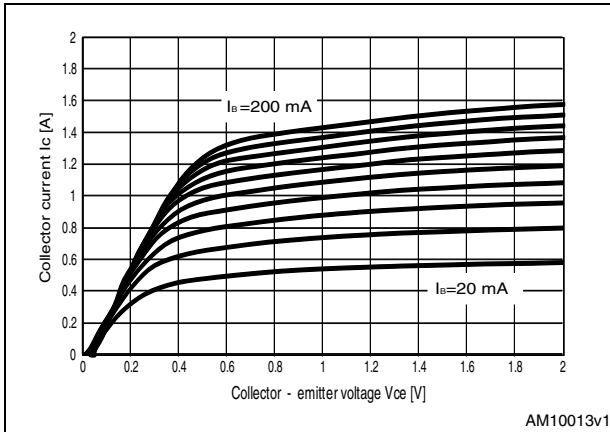


Figure 5. Output curves up to  $V_{CE}=10 \text{ V}$

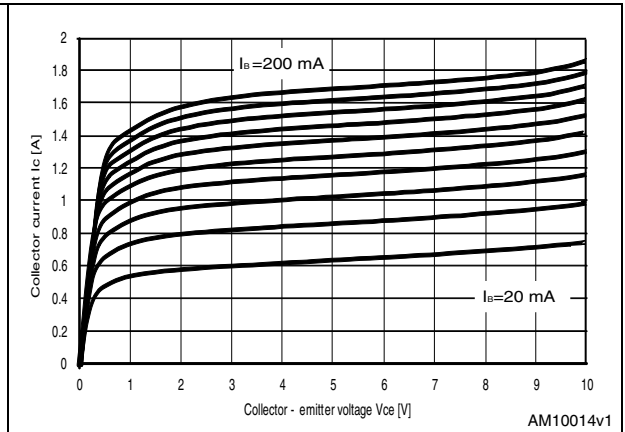


Figure 6. DC current gain ( $V_{CE} = 1 \text{ V}$ )

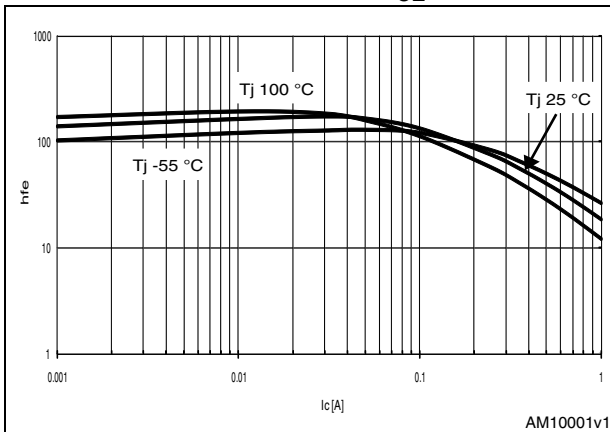


Figure 7. DC current gain ( $V_{CE} = 5 \text{ V}$ )

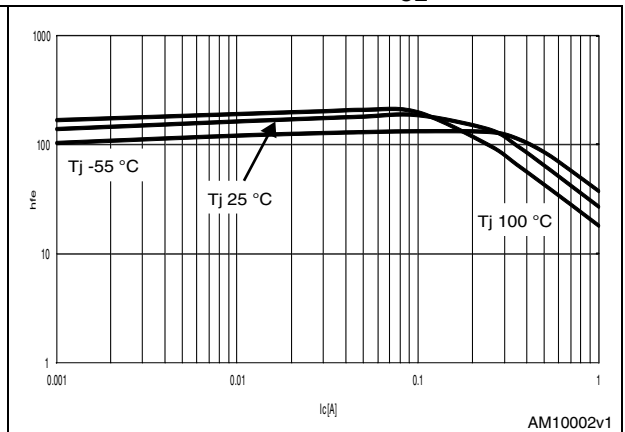


Figure 8. Collector-emitter saturation voltage Figure 9. Base-emitter saturation voltage

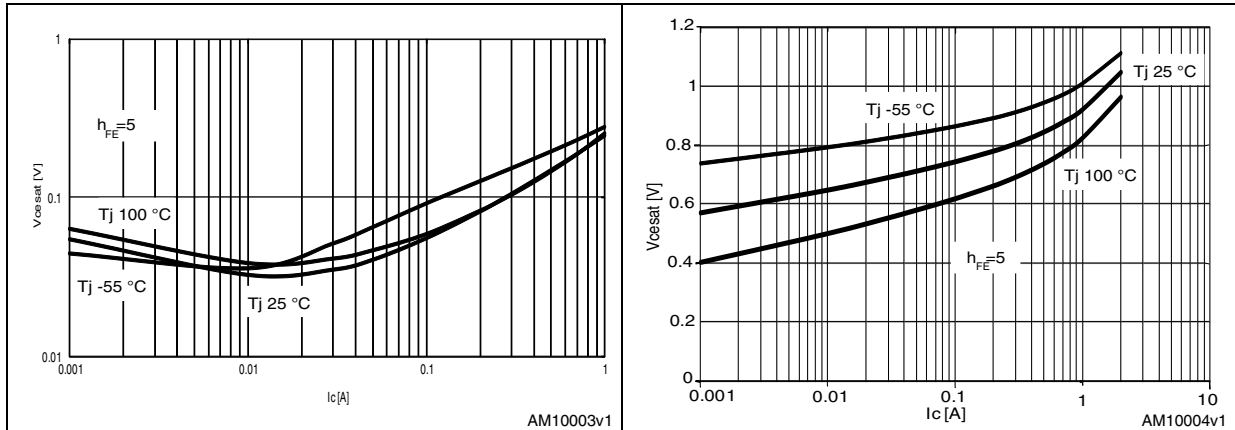


Figure 10. Base-emitter on voltage Figure 11. Capacitance variation

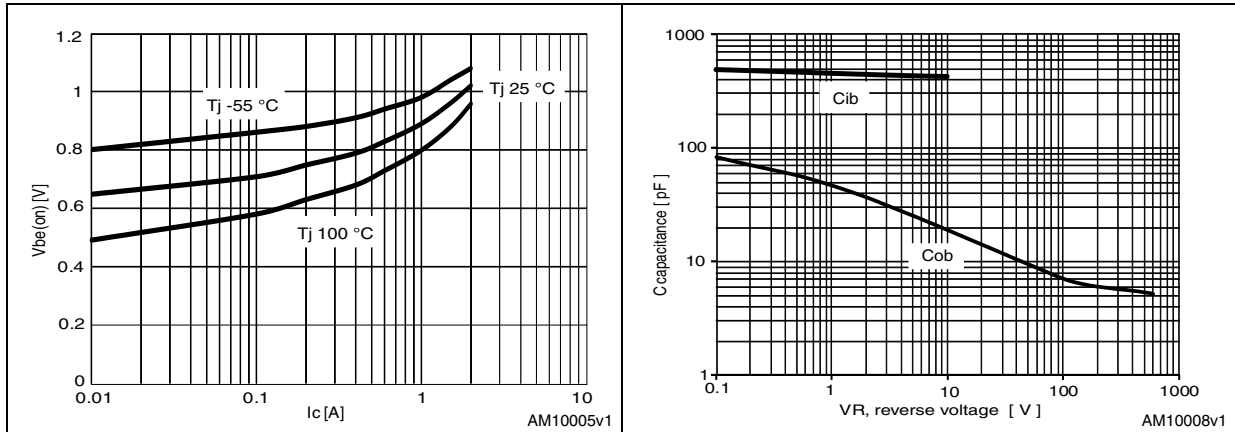


Figure 12. Resistive switching time Figure 13.  $V_{be(sat)}$  vs.  $I_c$

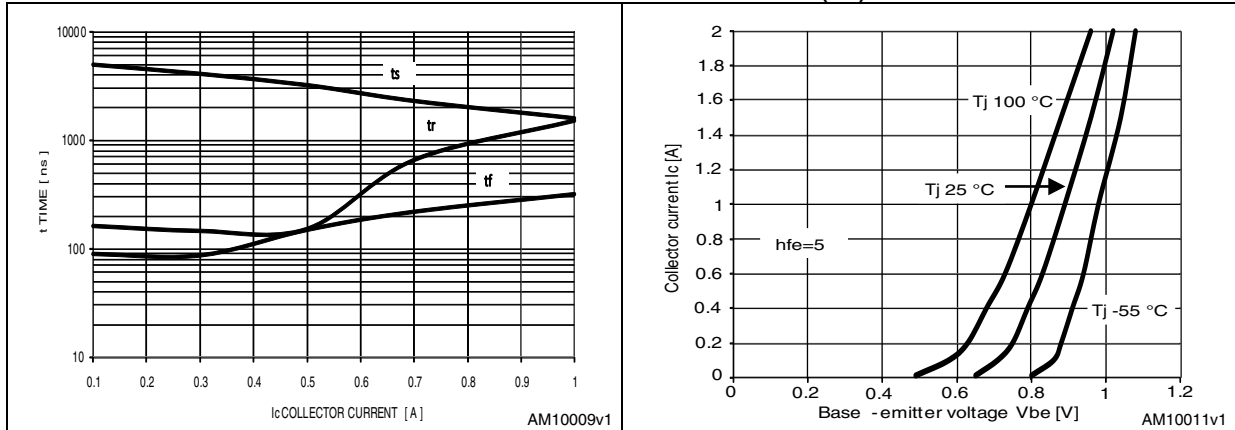
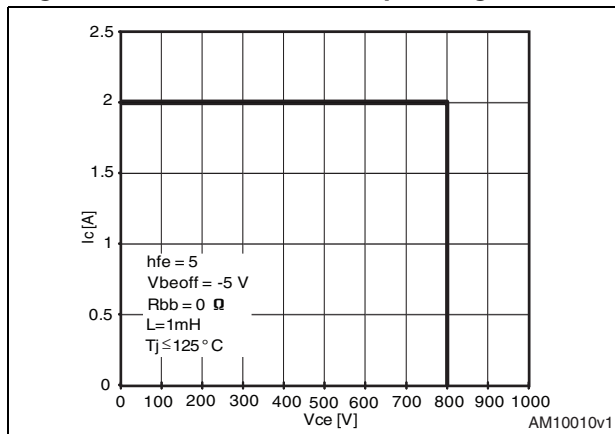


Figure 14. Reverse biased operating area



### 3 Package mechanical data

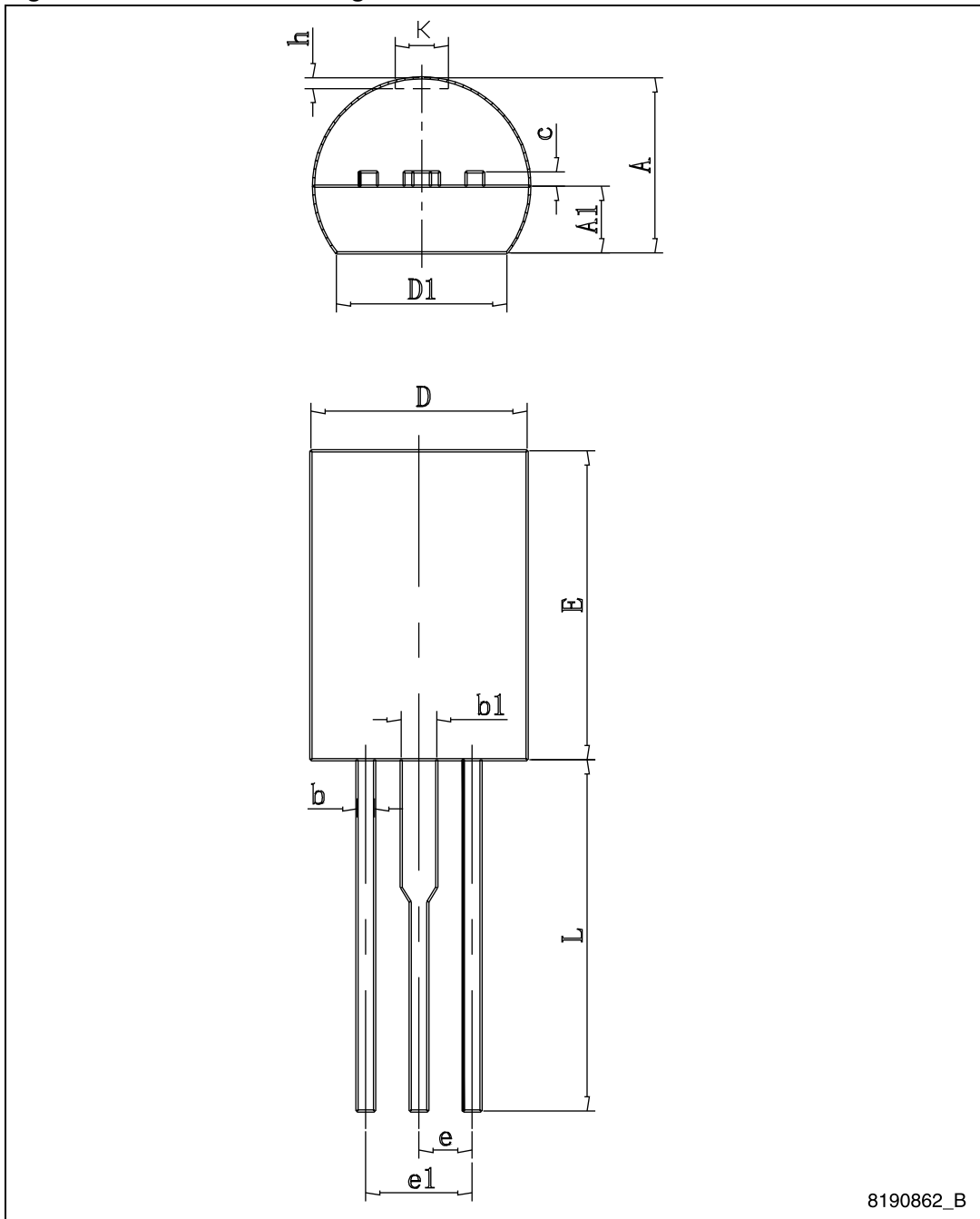
In order to meet environmental requirements, ST offers these devices in different grades of ECOPACK<sup>®</sup> packages, depending on their level of environmental compliance. ECOPACK<sup>®</sup> specifications, grade definitions and product status are available at: [www.st.com](http://www.st.com). ECOPACK<sup>®</sup> is an ST trademark.



Table 5. TO-92MOD mechanical data

Dim.	mm.		
	Min.	Typ.	Max.
A	4.7		5.1
A1	1.730		2.030
b	0.4		0.6
b1	0.9		1.1
c	0.4		0.5
D	5.8		6.2
D1	4.0		
E	8.4		8.8
e		1.5	
e1	2.9		3.1
L	13.8		14.2
K			1.6
h	0.0		0.380

Figure 15. TO-92MOD drawing mechanical data

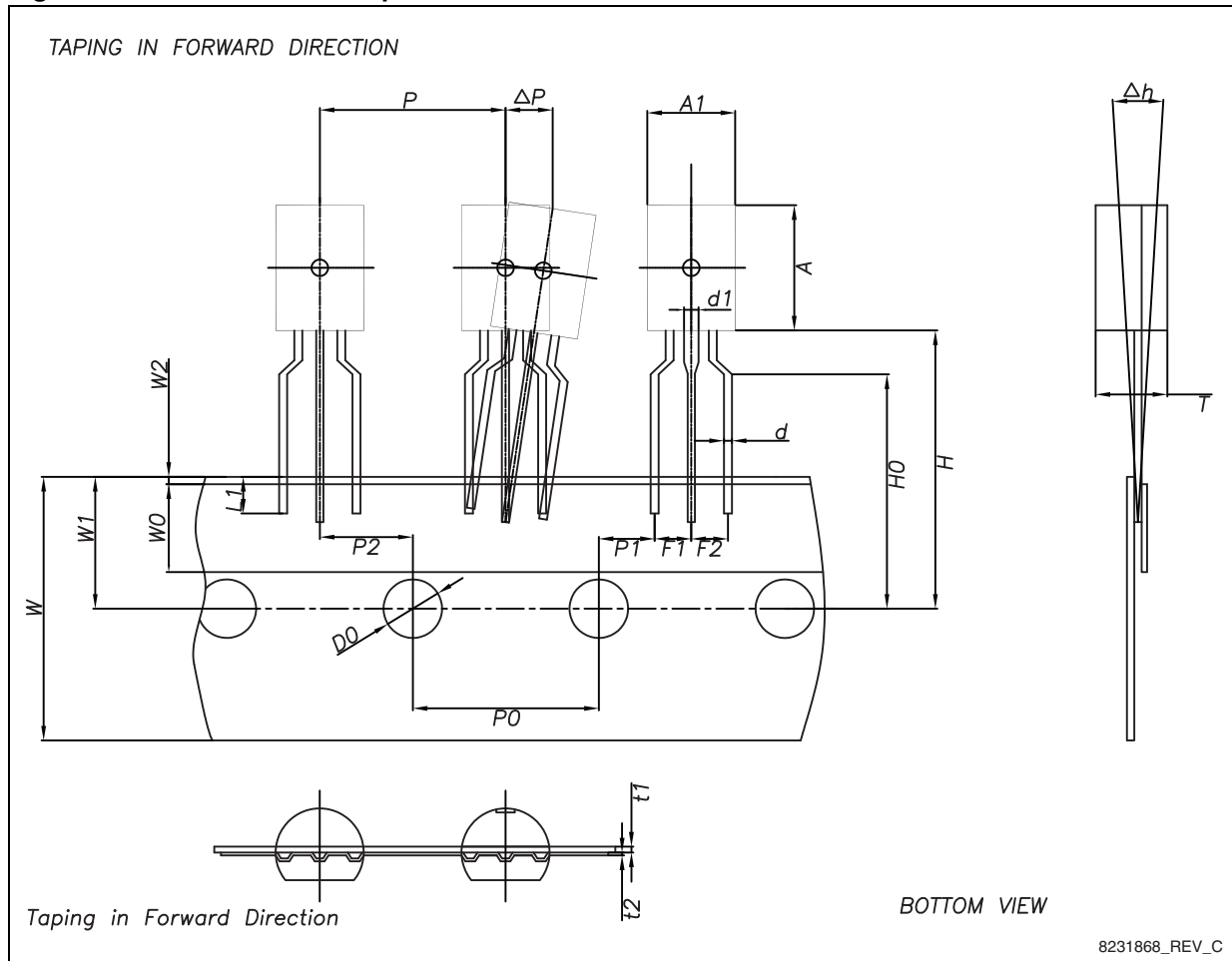


8190862\_B

Table 6. TO-92MOD ammopack mechanical data

Dim.	mm.		
	Min.	Typ.	Max.
A1	5.8	6.0	6.2
A	8.4	8.6	8.8
T	4.7	4.9	5.1
d	0.4	0.5	0.6
d1	0.9	1.0	1.1
P	12.4	12.7	13.0
P0	12.5	12.7	12.9
P2	6.05	6.35	6.65
F1, F2	2.2	2.5	2.8
$\Delta h$	-1.0	0	1.0
W	17.5	18.0	19.0
W0	5.5	6.0	6.5
W1	8.5	9.0	9.5
W2			1.0
H	18.0	19.0	20.0
H0	15.5	16.0	16.5
L1	2.5		
D0	3.8	4.0	4.2
t1	0.35	0.4	0.45
t2	0.15	0.2	0.25
P1	3.82	3.85	3.88
$\Delta P$	-1.0	0	1.0

Figure 16. TO-92MOD ammopack dimension



## 4 Revision history

**Table 7. Document revision history**

<b>Date</b>	<b>Revision</b>	<b>Changes</b>
30-Nov-2010	1	Initial release.
08-Jul-2011	2	Curves inserted
26-Jun-2012	3	Added STL2580-AP order code in TO-92MOD ammopack package

**Please Read Carefully:**

Information in this document is provided solely in connection with ST products. STMicroelectronics NV and its subsidiaries ("ST") reserve the right to make changes, corrections, modifications or improvements, to this document, and the products and services described herein at any time, without notice.

All ST products are sold pursuant to ST's terms and conditions of sale.

Purchasers are solely responsible for the choice, selection and use of the ST products and services described herein, and ST assumes no liability whatsoever relating to the choice, selection or use of the ST products and services described herein.

No license, express or implied, by estoppel or otherwise, to any intellectual property rights is granted under this document. If any part of this document refers to any third party products or services it shall not be deemed a license grant by ST for the use of such third party products or services, or any intellectual property contained therein or considered as a warranty covering the use in any manner whatsoever of such third party products or services or any intellectual property contained therein.

**UNLESS OTHERWISE SET FORTH IN ST'S TERMS AND CONDITIONS OF SALE ST DISCLAIMS ANY EXPRESS OR IMPLIED WARRANTY WITH RESPECT TO THE USE AND/OR SALE OF ST PRODUCTS INCLUDING WITHOUT LIMITATION IMPLIED WARRANTIES OF MERCHANTABILITY, FITNESS FOR A PARTICULAR PURPOSE (AND THEIR EQUIVALENTS UNDER THE LAWS OF ANY JURISDICTION), OR INFRINGEMENT OF ANY PATENT, COPYRIGHT OR OTHER INTELLECTUAL PROPERTY RIGHT.**

**UNLESS EXPRESSLY APPROVED IN WRITING BY TWO AUTHORIZED ST REPRESENTATIVES, ST PRODUCTS ARE NOT RECOMMENDED, AUTHORIZED OR WARRANTED FOR USE IN MILITARY, AIR CRAFT, SPACE, LIFE SAVING, OR LIFE SUSTAINING APPLICATIONS, NOR IN PRODUCTS OR SYSTEMS WHERE FAILURE OR MALFUNCTION MAY RESULT IN PERSONAL INJURY, DEATH, OR SEVERE PROPERTY OR ENVIRONMENTAL DAMAGE. ST PRODUCTS WHICH ARE NOT SPECIFIED AS "AUTOMOTIVE GRADE" MAY ONLY BE USED IN AUTOMOTIVE APPLICATIONS AT USER'S OWN RISK.**

Resale of ST products with provisions different from the statements and/or technical features set forth in this document shall immediately void any warranty granted by ST for the ST product or service described herein and shall not create or extend in any manner whatsoever, any liability of ST.

ST and the ST logo are trademarks or registered trademarks of ST in various countries.

Information in this document supersedes and replaces all information previously supplied.

The ST logo is a registered trademark of STMicroelectronics. All other names are the property of their respective owners.

© 2012 STMicroelectronics - All rights reserved

STMicroelectronics group of companies

Australia - Belgium - Brazil - Canada - China - Czech Republic - Finland - France - Germany - Hong Kong - India - Israel - Italy - Japan - Malaysia - Malta - Morocco - Philippines - Singapore - Spain - Sweden - Switzerland - United Kingdom - United States of America

[www.st.com](http://www.st.com)