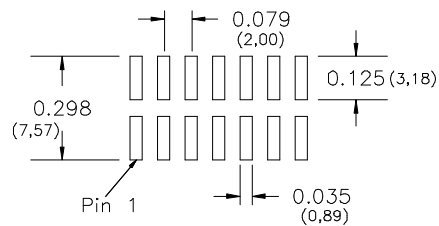
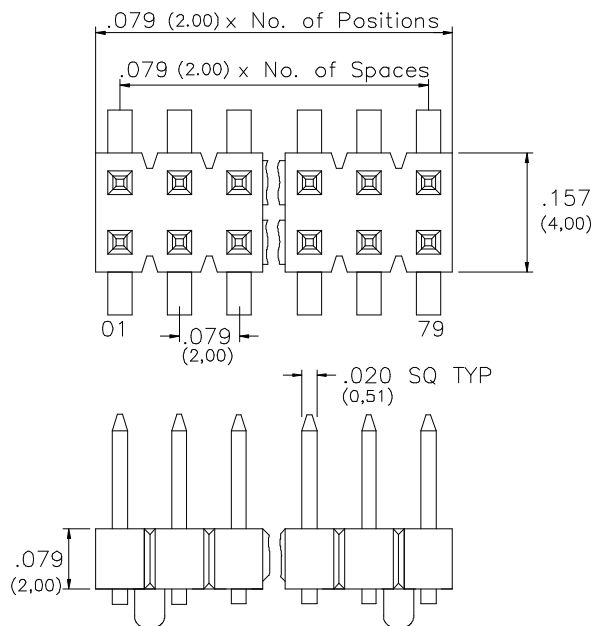
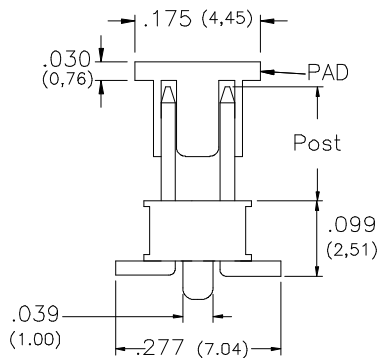


Major League Electronics .079 cl Thicker Terminal Strip Headers - Surface Mount - Vertical



Recommended P.C. Board Layout



Tails may be clipped to achieve desired pin length

Ordering Information

TTSHSM-2 **XX** - **D** - **XX** - **XX** - **V** - **XXX** - **XX** - **X** - **XX** - **LF**

Pins Per Row
01 - 40
Row Specification
D = Dual Row

Pin Options		
Post Height		
.065	1.65mm	02
.075	1.91mm	04
.126	3.20mm	06
.146	3.70mm	08

Plating Options	
10µ Gold on Contact Area / Flash on Tail	G
Matte Tin All Over	T
10µ Gold on Contact Area / Matte Tin on Tail	GT
30µ Gold on Contact Area / Matte Tin on Tail	H
Gold Flash over Entire Pin	F

Lead Free

Alignment Pin
Leave blank if not needed
AP = With

Packing Information

TR-P = Tape and Reel with Plastic Pick and Place pad
TB-P = Tube with Plastic Pick and Place pad
TB-0 = Tube without Pick and Place Pad
If left blank, packaging at MLE's discretion
Pad may be metal, mylar or plastic

Polarized Position

Leave blank if not needed
If required, specify empty pin position, e.g. 012 for Pin 12

Vertical

Specifications

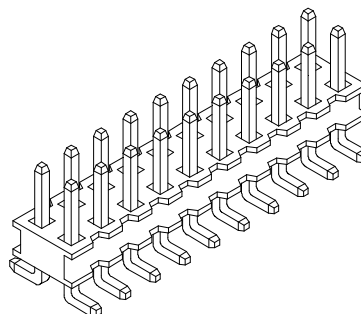
Current Rating: 3.0 Ampere
Insulation Resistance: 1000MΩ Min.
Dielectric Withstanding: 500V AC
Contact Resistance: 20 mΩ Max.
Operating Temperature: -40°C to + 105°C
Max. Process Temperature:
Peak: 260°C up to 10 secs.
Process: 230°C up to 60 secs.
Wave: 260°C up to 6 secs.
Reflow: 260°C up to 10 secs.
Manual Solder: 350°C up to 5 secs.

Materials

Contact Material: Phosphor Bronze
Insulator Material: Nylon 6T
Plating: Au or Sn over 50µ" (1,27) Ni

Mates with:

BCSS,
BSSH,
BSSHC,
BSSQ,
BSSQC,
BSSQM,
LSMBC,
LSSHSM,
SMBC,
SSHQ,
SSHQR,
SSHR,
SSHS,
SSHSM,
ULSMBC



Products cut to specific sizes are uncancellable/nonreturnable

Parts are subject to change without notice

TTSHSM-2-DV SERIES

.079 cl Dual Row - Surface Mount
Thicker Terminal Strip Headers - Vertical

14 FEB 07

Scale
NTS

UNLESS OTHERWISE SPECIFIED
DIMENSIONS IN INCHES (MM)
TOLERANCES ARE:

ONE PLACE DECIMALS ±.100
TWO PLACE DECIMALS ±.010
THREE PLACE DECIMALS ±.005
FOUR PLACE DECIMALS ±.0020

ANGLES
±5°

CD:\documents and settings\mle\my documents\MLV\Feb_2007\caption.mls-0218

4235 Earnings Way, New Albany, Indiana, 47150, USA
1-800-782-3486 (USA/Canada/Mexico)
Tel: 812-944-7244
Fax: 812-944-7268
E-mail: mle@mlelectronics.com
Web: www.mlelectronics.com

Edition
1

Sheet
1/1