


**PRELIMINARY**

# Tip and Ring Common Mode Filters

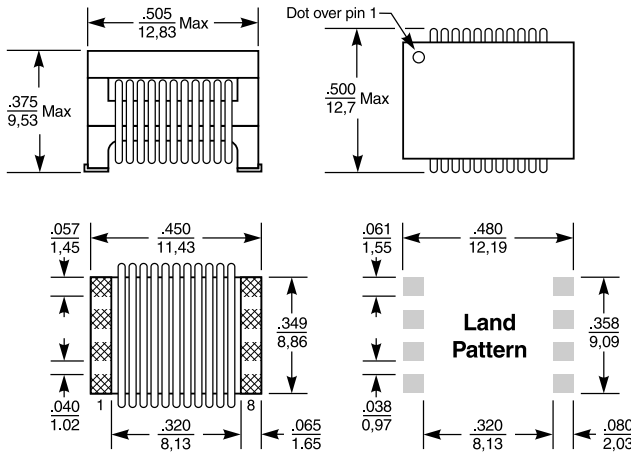


Patent pending

These high performance, high current tip and ring filters are designed to help telecom equipment engineers meet FCC and CCITT requirements.

They provide at least 35 dB attenuation of common mode noise over a broad frequency range, while the low differential mode attenuation provides excellent signal integrity. The filters come in 2- and 1-line versions and provide 1500 Vrms isolation between pairs.

For free evaluation samples, contact Coilcraft or visit [www.coilcraft.com](http://www.coilcraft.com).



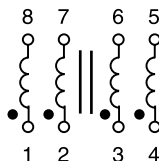
Part number	Lines	Inductance min (µH)	Rated current (A)	DCR max (Ohms)	Dielectric strength <sup>1</sup> min (Vrms)
TRC4200	2	20	2.00	.055	1500
TRC4100	2	70	1.20	.150	1500
TRC4010	2	140	0.50	.225	1500
TRC2200	1	20	2.00	.055	1500
TRC2100	1	70	1.20	.150	1500
TRC2010	1	140	0.50	.225	1500

1 2 line parts: 1,2-3,4 1 line parts: 1-4  
 2 Operating temperature range -40° C to +125° C  
 3 Electrical specifications at 25° C

TRC2xxx

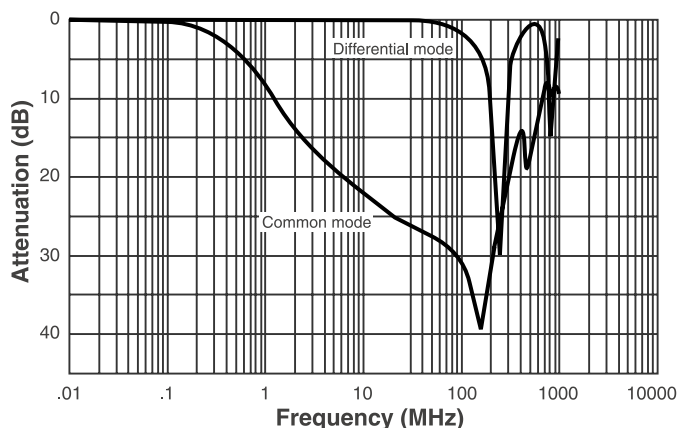


TRC4xxx

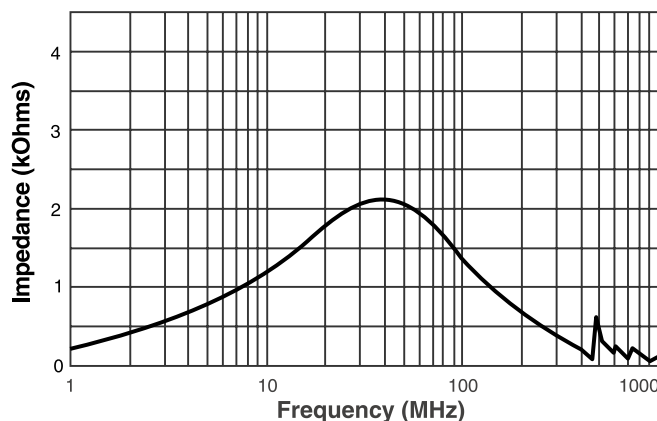


# Tip and Ring Common Mode Filters

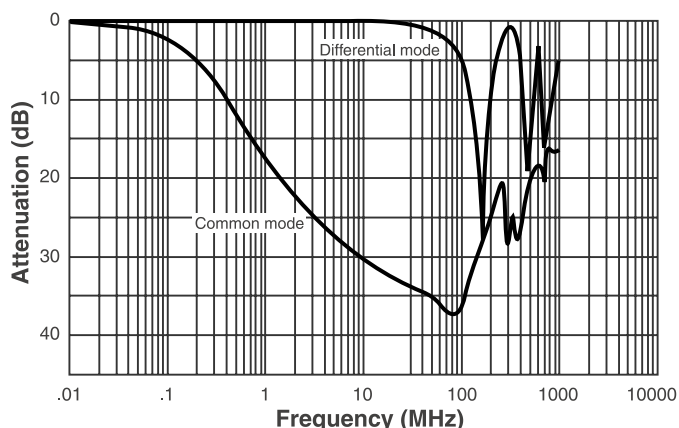
## Typical Response - TRC4200



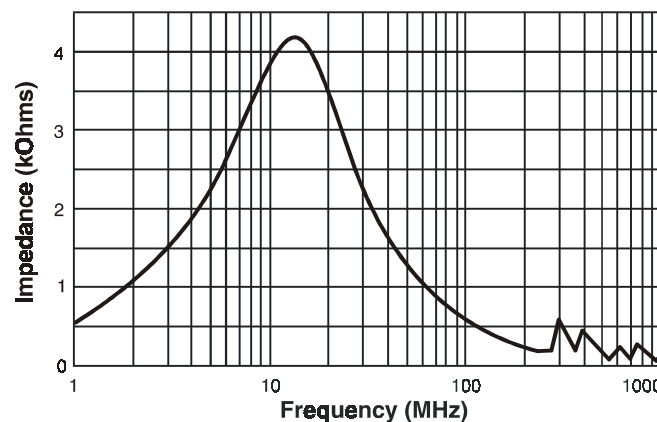
## Typical Impedance - TRC4200



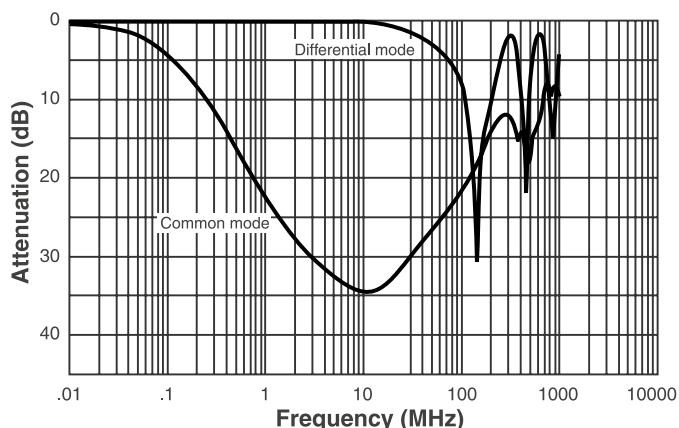
## Typical Response - TRC4100



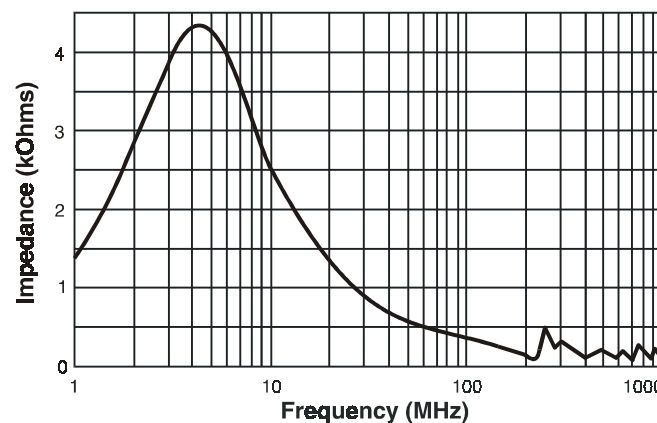
## Typical Impedance - TRC4100



## Typical Response - TRC4010



## Typical Impedance - TRC4010



\*measured on Agilent/HP8753ES analyzer



Specifications subject to change without notice. Document 257-2 Revised 9/20/01

1102 Silver Lake Road Cary, Illinois 60013 Phone 847/639-6400 Fax 847/639-1469  
E-mail info@coilcraft.com Web http://www.coilcraft.com