

Fig. 1

- Series 830 single and double row interconnects have 2mm pin spacing and permit board stacking as low as 8,18.
- Pin headers (830 & 832 series) use MM #5012 pins. See page 175 for details.
- Sockets (831 & 833 series) use MM #1802 receptacles and accept pin diameters from 0,38 - 0,64. See page 140 for details.
- Insulators are high temp. thermoplastic, suitable for all soldering operations.

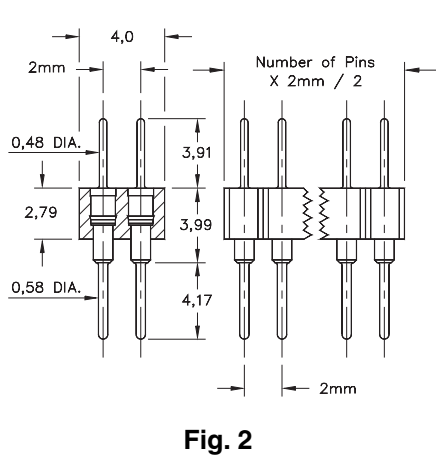


Fig. 2

Ordering Information

Fig. 1	Single Row Pin Header	
	830-XX-0__-10-001000	Specify # of pins → 01-50
Fig. 2	Double Row Pin Header	
	832-XX-__-10-001000	Specify # of pins → 002-100

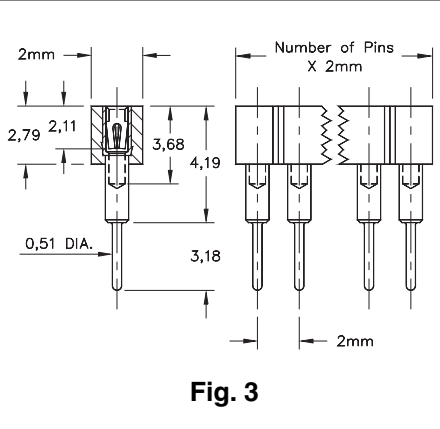


Fig. 3

For Electrical, Mechanical & Environmental Data, See pg. 4
XX=Plating Code See Below
For RoHS compliance select ◇ plating code.

SPECIFY PLATING CODE XX=	10◇	90	40◇	
Pin Plating	0,25µm Au	5,08µm Sn/Pb	5,08µm Sn	

Fig. 3	Single Row Socket	
	831-XX-0__-10-001000	Specify # of pins → 01-50
Fig. 4	Double Row Socket	
	833-XX-__-10-001000	Specify # of pins → 002-100

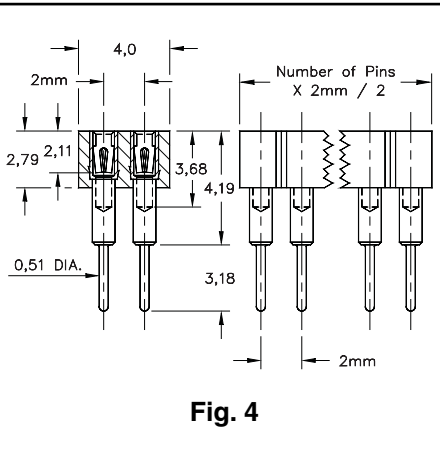


Fig. 4

For Electrical, Mechanical & Environmental Data, See pg. 4
XX=Plating Code See Below
For RoHS compliance select ◇ plating code.

SPECIFY PLATING CODE XX=		93		43◇
Sleeve (Pin)		5,08µm Sn/Pb		5,08µm Sn
Contact (Clip)		0,76µm Au		0,76µm Au