

All dimensions are in mm; tolerances according to ISO 2768 m-H
 Y = Part number has to be accomplished by codification

Interface

According to DIN 72594-1

Documents

Panel piercing MB_30

Material and plating

Connector parts

- Center contact
- Outer contact
- Body
- Dielectric
- Housing

Material

- Brass
- Brass
- Brass
- PTFE
- PA 6.6T

Plating

- Gold, min. 0.8 μm , over chemical nickel
- Gold, min. 0.8 μm , over chemical nickel
- Gold, min. 0.15 μm , over chemical nickel

Electrical data

Impedance	50
Frequency	DC to 6 GHz
Return loss	≥ 26 dB, DC to 1 GHz
Insertion loss	≤ 0.1 x $\sqrt{f(\text{GHz})}$ dB
Insulation resistance	≥ 1x10 ³ MΩ
Center contact resistance	≤ 5 mΩ
Outer contact resistance	≤ 5 mΩ
Test voltage	750 V rms
Working voltage	335 V rms
Power current	≤ 1 A DC

- Connector only, VSWR in application depends decisive on PCB layout -

Mechanical data

Mating cycles	≥ 25
Engagement force	≤ 25 N
Disengagement force	≥ 2 N
Coding efficiency	≥ 40 N

Environmental data

Temperature range	-40°C to +105°C
Thermal shock	DIN 72594-2 clause 6.2
Temperature and humidity	DIN 72594-2 clause 6.3
Vibration and mechanical shock	DIN 72594-2 clause 6.1
Dry heat	DIN 72594-2 clause 6.4

Tooling












N/A

Packing

Standard	500 pcs in box
Weight	6.16 g/pce

Coding

Part Number has to be accomplished by codification

Coding	Color	RAL	Part-Number
 A	black	sim. 9005	59S20H-400E4_A
 B	white	sim. 9001	59S20H-400E4_B
 C	blue	sim. 5005	59S20H-400E4_C
 D	bordeauxviolet	sim. 4004	59S20H-400E4_D
 E	green	sim. 6002	59S20H-400E4_E
 F	brown	sim. 8011	59S20H-400E4_F
 G	grey	sim. 7031	59S20H-400E4_G
 H	violet	sim. 4003	59S20H-400E4_H
 I	beige	sim. 1001	59S20H-400E4_I
 K	curry	sim. 1027	59S20H-400E4_K
 Z	waterblue	sim. 5021	59S20H-400E4_Z

While the information has been carefully compiled to the best of our knowledge, nothing is intended as representation or warranty on our part and no statement herein shall be construed as recommendation to infringe existing patents. In the effort to improve our products, we reserve the right to make changes judged to be necessary.

Draft	Date	Approved	Date	Rev.	Engineering change number	Name	Date
Oberhöller, Denis	11/04/05	Lankes, Wolfgang	11/04/05	b00	05-0269	Oberhöller, Denis	23.05.05
Rosenberger Hochfrequenztechnik GmbH & Co. KG P.O.Box 1260 D-84526 Tittmoning Germany www.rosenberger.de					Tel.: +49 8684 18-0 Fax: +49 8684 18-499 email: info@rosenberger.de		Page 3 / 3