

SECURE Fiber Optic Products

LC SECURE
Fiber Optic Products
(Pages 9 and 10)




LC SECURE Connectors, Cable Assemblies and Adapters

MPO SECURE
Fiber Optic Products
(Pages 11 and 12)



MPO SECURE Cable Assemblies and Cassettes


MT-RJ SECURE
Fiber Optic Products
(Page 13)



MT-RJ SECURE Cable Assemblies and Outlet Jacks

**Expanded SECURE Connector Product Line
Includes MPO and LC Interfaces**

Ten variants in ten colors
offered in two new
interfaces



Tyco Electronics has expanded its SECURE connector product offering to include both MPO and LC interfaces. Through the use of ten different color/key variations, customers operating multiple networks in common areas can physically segregate their network throughout the system, from the backbone to the equipment panel.

Primary colors and keys are available in red, blue, yellow and green, with additional, secondary options for up to ten different color/keying configurations. Only connectors and adapters of the same color will intermate, and no standard product can plug into a secure adapter.

The LC SECURE product is compatible with both jack-

eted and buffered fiber. It is available in both LIGHTCRIMP PLUS and standard epoxy/polish styles for singlemode and multimode fibers. Each connector features a color-coded key that will only mate with like-colored adapters to minimize connection to the wrong networks. Standard colors include red, blue, green and yellow. An additional six colors are available as needed.

The MPO SECURE products are available in the same colors and are compatible with color-coded MPO SECURE cassettes. Standard MPO SECURE trunk cables are available in fiber counts to 72 fibers. MPO SECURE cassettes are available as twelve or

twenty-four fiber assemblies. Cables and cassettes are available with 50 μ m, XG and 62.5 μ m multimode fiber.

The success of the MT-RJ SECURE product line has fostered growing interest in the SECURE product concept. The addition of the LC and MPO interfaces to the AMP NETCONNECT SECURE product portfolio will allow a wider adoption of the concept and allow more customers to take advantage of the benefits the system offers.


A complete line of connectivity, cable assemblies, and cables are available for MT-RJ SECURE, LC SECURE and MPO SECURE. See pages 9-13 for details.



LIGHTCRIMP PLUS and Epoxy Style LC Product Facts

- **LIGHTCRIMP PLUS—**
No Epoxy/No Polish strip, cleave and crimp
- **LC small form factor design** is half the size of SC
- **10 exclusive connector variants**
- **Color coded plugs & adapters match MT-RJ & MPO SECURE offerings**
- **LIGHTCRIMP PLUS—**
Termination to 250 or 900 μm tight-buffered fiber using standard tooling
- **Epoxy Style—Termination to 250 or 900 μm tight-buffered fiber 1.6 – 2.0 mm jacketed fiber**
- **Epoxy Style—Suitable for use with heat-cured or anaerobic (quick cure) epoxies (See instruction sheet for recommended anaerobic epoxies)**
- **Product qualification to TIA/EIA 568-B.3**
- **Field installable duplex clip (black) for polarity correction if needed**
- **Plug nose features can provide up to 70 mutually exclusive keying combinations**
- **Distinct keyway geometry on plug nose & color coding assures identifiable key-type**
- **Extended lugs on plug side-walls prevent SECURE connectors from mating with non-secure adapters**
- **Molded internal geometry produces tamper resistant system**
- **Key placement allows SECURE plugs to interface with standard 1.25 mm test equipment, inspection microscopes and application tooling**

LC SECURE Product Offering



LIGHTCRIMP PLUS LC SECURE Kits

Color	Simplex 50/125 MM SECURE	Simplex 50/125 XG MM SECURE	Simplex 62.5/125 MM SECURE	Simplex SM SECURE	Notes
Red	1828853-1	1828854-1	1828855-1	1828856-1	Primary
Yellow	1828853-2	1828854-2	1828855-2	1828856-2	Primary
Green	1828853-3	1828854-3	1828855-3	1828856-3	Primary
Blue	1828853-4	1828854-4	1828855-4	1828856-4	Primary
Rose	1828853-5	1828854-5	1828855-5	1828856-5	
Aqua	1828853-6	1828854-6	1828855-6	1828856-6	
Brown	1828853-7	1828854-7	1828855-7	1828856-7	
Violet	1828853-8	1828854-8	1828855-8	1828856-8	
Orange	1828853-9	1828854-9	1828855-9	1828856-9	
Slate	1-1828853-0	1-1828854-0	1-1828855-0	1-1828856-0	

Highlighted Part Numbers are routinely stocked for shortest lead times.

Epoxy Style LC Kits

Color	Simplex Jumper Multimode	Simplex Jumper Singlemode	Simplex Buffer Multimode	Simplex Buffer Singlemode	Notes
Red	1828078-1	1828079-1	1828861-1	1828862-1	Primary
Yellow	1828078-2	1828079-2	1828861-2	1828862-2	Primary
Green	1828078-3	1828079-3	1828861-3	1828862-3	Primary
Blue	1828078-4	1828079-4	1828861-4	1828862-4	Primary
Rose	1828078-5	1828079-5	1828861-5	1828862-5	
Aqua	1828078-6	1828079-6	1828861-6	1828862-6	
Brown	1828078-7	1828079-7	1828861-7	1828862-7	
Violet	1828078-8	1828079-8	1828861-8	1828862-8	
Orange	1828078-9	1828079-9	1828861-9	1828862-9	
Slate	1-1828078-0	1-1828079-0	1-1828861-0	1-1828862-0	

Highlighted Part Numbers are routinely stocked for shortest lead times.

Note: Part Numbers are RoHS compliant except: ♦ Indicates non-RoHS compliant.

LC SECURE Product Offering (Continued)

**LC Duplex Adapters
Product Facts**

- Flange mount, flangeless, and SL Series configurations
- High quality ceramic sleeves
- Suitable for singlemode and multimode
- Key and color compatible to Epoxy Style and LIGHTCRIMP PLUS Product
- Universal Hybrid Adapters: includes universal adapter half, allows standard LC plugs to be used Behind The Wall or Inside The Box



LC Duplex Adapters

Color	SECURE Adapter Flanged	SECURE Adapter Flangeless	SECURE Adapter SL	Notes
Red	1828073-1	1828074-1	1828075-1	Primary
Yellow	1828073-2	1828074-2	1828075-2	Primary
Green	1828073-3	1828074-3	1828075-3	Primary
Blue	1828073-4	1828074-4	1828075-4	Primary
Rose	1828073-5	1828074-5	1828075-5	
Aqua	1828073-6	1828074-6	1828075-6	
Brown	1828073-7	1828074-7	1828075-7	
Violet	1828073-8	1828074-8	1828075-8	
Orange	1828073-9	1828074-9	1828075-9	
Slate	1-1828073-0	1-1828074-0	1-1828075-0	

Highlighted Part Numbers are routinely stocked for shortest lead times.

Note: Part Numbers are RoHS compliant except: ♦ Indicates non-RoHS compliant.




MPO SECURE Fiber Optic Products

MPO SECURE Trunk Cable Assemblies

Product Facts

- Feature color-coded, keyed designs to limit improper connections in segregated or SECURE networks
 - MPO SECURE plug only mates with same color MPO SECURE port
- Trunk cable fiber polarity is pair-flipped (AB/BA)
 - Trunk cables with straight-through polarity (AB/BA) are available
- Pulling socks protect MPO terminations during installation
- Twelve (12) fibers per MPO SECURE plug
- Trunk cables come pre-tested and ready for immediate use
- MPO SECURE trunk cables are plenum cables
 - Plenum cables can be used in riser spaces
- Additional counts and lengths are available
- For use with MPO SECURE Cassettes listed on this page only



Description	Fiber Type	SECURE Color/Keying	Part Number
12-Fiber	50/125 μm Multimode	Red	6754273-X
		Yellow	6754276-X
		Green	6754274-X
		Blue	6754275-X
	XG (850 nm LO 50/125 μm) Multimode	Red	6754420-X
		Yellow	6754421-X
		Green	6754422-X
		Blue	6754423-X
	62.5/125 μm Multimode	Red	6754269-X
		Yellow	6754272-X
		Green	6754270-X
		Blue	6754271-X
24-Fiber	50/125 μm Multimode	Red	6754281-X
		Yellow	6754284-X
		Green	6754282-X
		Blue	6754283-X
	XG (850 nm LO 50/125 μm) Multimode	Red	6754424-X
		Yellow	6754425-X
		Green	6754426-X
		Blue	6754427-X
	62.5/125 μm Multimode	Red	6754277-X
		Yellow	6754280-X
		Green	6754278-X
		Blue	6754279-X

X denotes length in feet: -1 = 10, -2 = 20, -3 = 30, -4 = 40, -5 = 50, -6 = 60, -7 = 70, -8 = 80, -9 = 90, 1- -0 = 100, 1- -1 = 110, 1- -2 = 120, 1- -3 = 130, 1- -4 = 140, 1- -5 = 150, 1- -6 = 160, 1- -7 = 170, 1- -8 = 180, 1- -9 = 190, 2- -0 = 200, 2- -1 = 210, 2- -2 = 220, 2- -3 = 230, 2- -4 = 240, 2- -5 = 250, 2- -6 = 260, 2- -7 = 270, 2- -8 = 280, 2- -9 = 290, 3- -0 = 300

Note: Part Numbers are RoHS compliant except::◆ Indicates non-RoHS compliant.

MPO SECURE Fiber Optic Products (Continued)

MPO SECURE Optical Fiber Cassettes

Product Facts

- **Cassette fiber polarity is pair-flipped (AB/BA)**
 - **Cassettes with straight-through polarity (AB/AB) are available**
- **Cassettes have one MPO connection (12-Fiber) or two MPO connections (24-Fiber) on the back of each cassette**
- **Cassettes house MPO one or two 12-fiber break-out assemblies**
- **Cassettes have same footprint as Snap-in Adapter Plates**
 - **Mount in all AMP NETCONNECT enclosures that accept Snap-in Adapter Plates**
- **Cassettes come pre-tested and ready for immediate use**
- **MPO SECURE cassettes accept one or two MPO SECURE connectors and transition to the same color MT-RJ SECURE connectors**
- **MPO SECURE plug only mates with same color MPO SECURE port**
- **For use only with MPO SECURE Trunk Cable Assemblies on this page**



Description	Fiber Count	Duplex Port Count	Part Number
50/125 μ m Multimode	12	6	1754286-X◆
	24	12	1754288-X◆
62.5/125 μ m Multimode	12	6	1754285-X◆
	24	12	1754287-X◆

X denotes: -1 = Standard, -2 = Red, -3 = Green, -4 = Blue, -5 = Yellow

Note: Part Numbers are RoHS compliant except::◆ Indicates non-RoHS compliant.

**MT-RJ SECURE Product Expansion —
Now 10 Variants of the MT-RJ SECURE Products**

In response to several customers, the MT-RJ SECURE product line has been expanded with an additional six color/key versions. In addition to the original four colors (blue, green, red and yellow), the six new colors (brown, rose, aqua, violet, slate and orange) now make for ten variations. In keeping with the MT-RJ SECURE products features, only plugs and jacks of the same color will mate, and none of the MT-RJ SECURE products will mate with the standard versions. A complete line of jacks, cable assemblies and colored cables are available. For more information see pages 64, 65, 101 and 102.

