

For the Mounting Rail




We at Weidmüller are the specialists for connector systems that are used in switchgear cabinets due to our wide selection of mounting rail solutions:

- Our connectors are installed on the mounting rails by using snap-on feet.
- The selection of the snap-on foot depends on the mounting rail type used (see table).
- Finger safety or back hand safety (according to VDE 0106) can be achieved on the mounting rail. Depending on which safety level is required,

various connection technologies can than be selected.

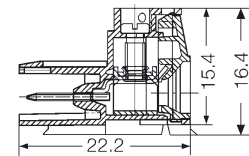
- The selection of the plug-in connector element offers a free choice of the connection methods (e.g. screw or tension clamp).



Pin plugs SLS 5.08T



Omnimate Range



Technical data	VDE	UL	CSA
Rated voltage	V	250*	300 300
Rated current	A	12	10 10
Clamping range max.	mm ² /AWG	2.5	12 12






*Overvoltage category III / Pollution severity 3

Additional technical data see page 223

Colour



Poles	Type	Cat. No.	Cat. No.	Qty.
2	-	-	-	-
3	-	-	-	-
4	SLS 5.08/4T	1627390000	1645460000	100
5	SLS 5.08/5T	1627400000	1645470000	50
6	SLS 5.08/6T	1627410000	1645480000	50
7	SLS 5.08/7T	1627420000	1645490000	50
8	SLS 5.08/8T	1627430000	1645500000	50
9	SLS 5.08/9T	1627440000	1645510000	50
10	SLS 5.08/10T	1627450000	1645520000	50
11	SLS 5.08/11T	1627460000	1645530000	50
12	SLS 5.08/12T	1627470000	1645540000	50
13	SLS 5.08/13T	1627480000	1645550000	50
14	SLS 5.08/14T	1627490000	1645560000	50
15	SLS 5.08/15T	1627500000	1645570000	50
16	SLS 5.08/16T	1627510000	1645580000	50
17	SLS 5.08/17T	1627520000	1645590000	20
18	SLS 5.08/18T	1627530000	1645600000	20
19	SLS 5.08/19T	1627540000	1645610000	20
20	SLS 5.08/20T	1627550000	1645620000	20
21	SLS 5.08/21T	1627560000	1645630000	20
22	SLS 5.08/22T	1627570000	1645640000	20
23	SLS 5.08/23T	1627580000	1645650000	20
24	SLS 5.08/24T	1627590000	1645660000	20

		Cat. No. snap-on foot for TS 15	Cat. No. snap-on foot for TS 32/TS 35	Description on page
Omnimate Range	finger safety BLZF 5.08 	1760080000	1760070000	130
	BLIDC 5.08 	1760080000	1760070000	131
	back hand safety SLZF 5.08 	1760080000	1760070000	138-139
	SLS 5.08T 	1571730000	1576460000	176-177
Unimate Range	SLAS 5.08 	1571730000	1576460000	177

Two snap-on feet must be used for connectors of 9 poles or more.
The BLZ 5.08, too, may be supplied for mounting rail installation (on request).

Accessories	Page
Fixing	-
Marking	196
Coding	198, 199
Miscellaneous	205, 206