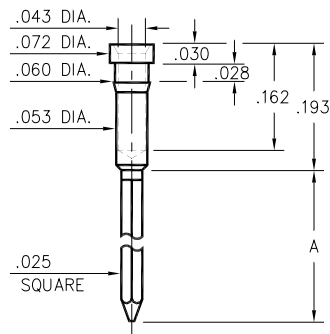


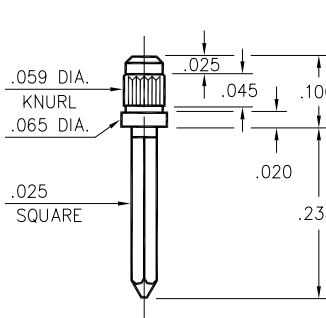
### 1030 ⇒ 1032



Basic Part Number	# of Wraps	Wrapost Length A
1032-1	1	.260
1031-2	2	.360
1030-3	3	.500

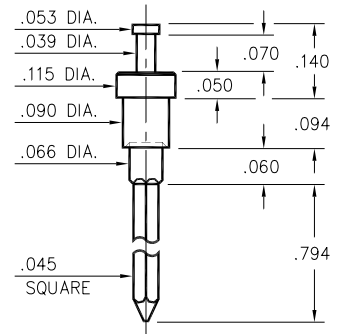
**103X-X-05-XX-00-00-01-0**  
Press-fit in .057 mounting hole

### 1216



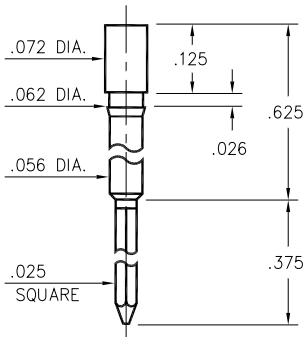
**1216-0-05-XX-00-00-01-0**  
Press-fit in .056 mounting hole

### 1095



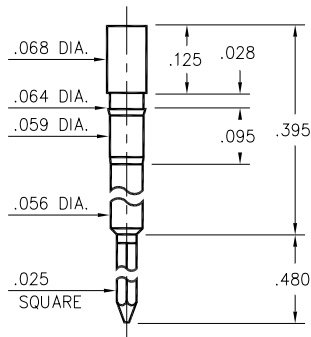
**1095-0-05-XX-00-00-01-0**  
Swage mount in .094 hole  
For .062 thick board

### 1214



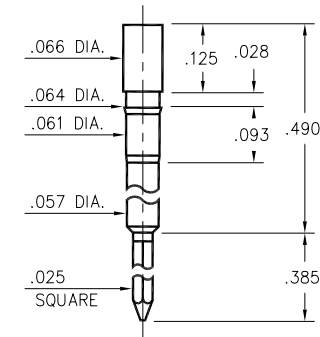
**1214-0-05-XX-00-00-01-0**  
Press-fit in .059 mounting hole

### 1212



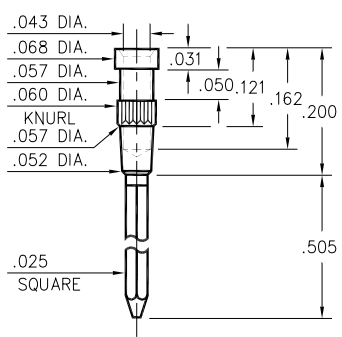
**1212-0-05-XX-00-00-01-0**  
Press-fit in .061 mounting hole

### 1213



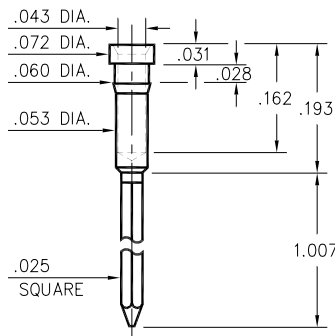
**1213-0-05-XX-00-00-01-0**  
Press-fit in .061 mounting hole

### 0318



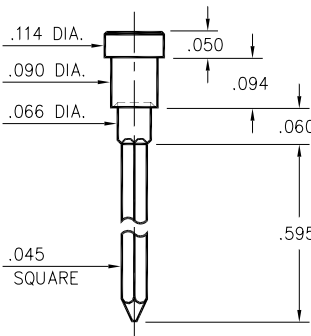
**0318-3-05-XX-00-00-01-0**  
Press-fit in .057 mounting hole

### 1302



**1302-0-05-XX-00-00-01-0**  
Press-fit in .057 mounting hole

### 1097



**1097-0-05-XX-00-00-01-0**  
Swage mount in .094 hole  
for .062 thick board

#### SPECIFICATIONS

**PIN MATERIAL:**  
Brass Alloy 360, 1/2 Hard  
Swage pins are annealed

**DIMENSION IN INCHES**  
**TOLERANCES ON:**  
LENGTHS: ±.005  
DIAMETERS: ±.002  
ANGLES: ± 2°

**ORDER CODE: XXXX - X - 05 - XX - 00 - 00 - 01 - 0**

**BASIC PART #** →

**SPECIFY PIN FINISH:**  
**01** 200µ" TIN/LEAD OVER NICKEL  
**15** 10µ" GOLD OVER NICKEL  
**21** 20µ" GOLD OVER NICKEL