

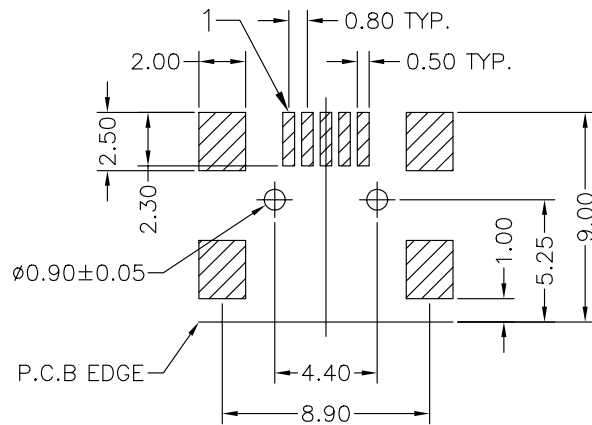
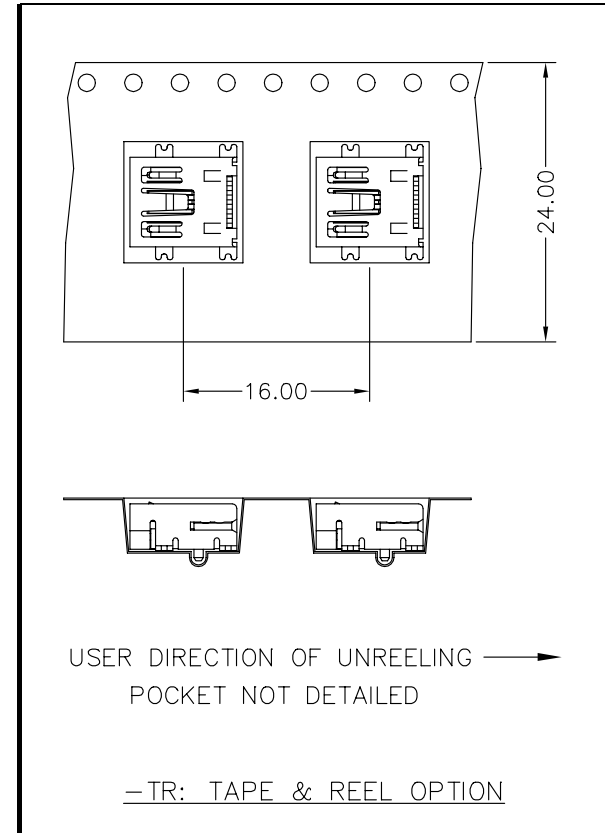
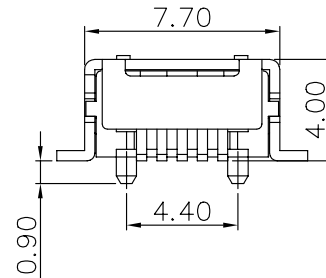
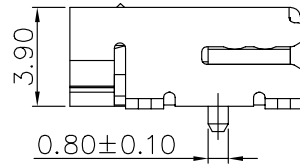
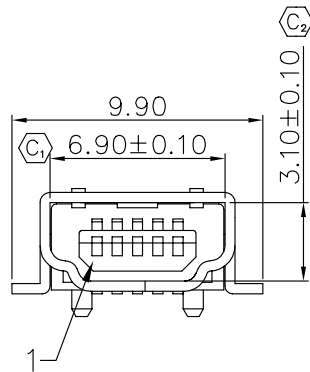
REVISION B

DO NOT SCALE  
FROM THIS PRINT

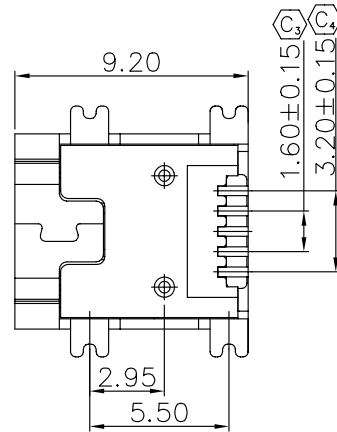
MUSB-05-X-A-SM-A-XX

NO. OF CONTACTS — -05  
 PLATING (SEE NOTE 2) —  $\text{C}_9$   
 -F: Flash Gold on Mating Area, Tin-Lead on Tails  
 -S: .000030" Gold on Mating Area, Tin-Lead on Tails  
 TYPE — -A

OPTION — -TR: TAPE & REEL PACKAGING  
 ALIGNMENT PINS  
 RA TERMINATION — -SM: Surface Mount



**B** P.C.B LAYOUT



NOTES:

1.  $\text{C}_9$  REPRESENTS CRITICAL DIMENSION.
2. VERIFY THICKNESS FOR -S, VISUALLY CHECK ONLY -F.

UNLESS OTHERWISE SPECIFIED,  
DIMENSIONS ARE IN MM.  
TOLERANCES ARE:

DECIMALS ANGLES  
.XX: ±.15 2°

**PROPRIETARY NOTE**  
THIS DOCUMENT CONTAINS INFORMATION  
CONFIDENTIAL AND PROPRIETARY TO  
SAMTEC INC. AND SHALL NOT BE  
REPRODUCED OR TRANSFERRED TO  
OTHER DOCUMENTS OR DISCLOSED TO  
OTHERS OR USED FOR ANY PURPOSE  
OTHER THAN THAT FOR WHICH IT WAS  
OBTAINED WITHOUT THE EXPRESSED  
WRITTEN CONSENT OF SAMTEC INC.

DO NOT SCALE DRAWING  
INSULATOR: PA6T, RATED UL 94V-0, BLACK  
CONTACT: PHOS BRONZE  
SHELL: Cu/Ni PLATED BRASS

SHEET SCALE: 1:2

MAX FLASH ALLOWED: .051  
MAX GATE VESTIGE: .051  
F:\DWG\misc\mktg

**samtec**

520 PARK EAST BLVD. NEW ALBANY, IN 47150  
(812) 944-6733 P.O. BOX 1147 TWX: 810-540-4085

DESCRIPTION:  
Mini USB, RA, 5 Pin, Type A, Single, SMT

DWG. NO.  
MUSB-05-X-A-SM-A-XX

BY: J. RILEY 03/24/04 SHEET 1 OF 1

CODE: 55322