

KI SEMICONDUCTOR

KBU801 THRU KBU807

Features

- Low Forward Voltage Drop
- Ideal For Printer Circuit Boards
- High Current Capability and High Reliability
- High Surge Current Capability

8 Amp Single Phase Bridge Rectifier 50 to 1000 Volts

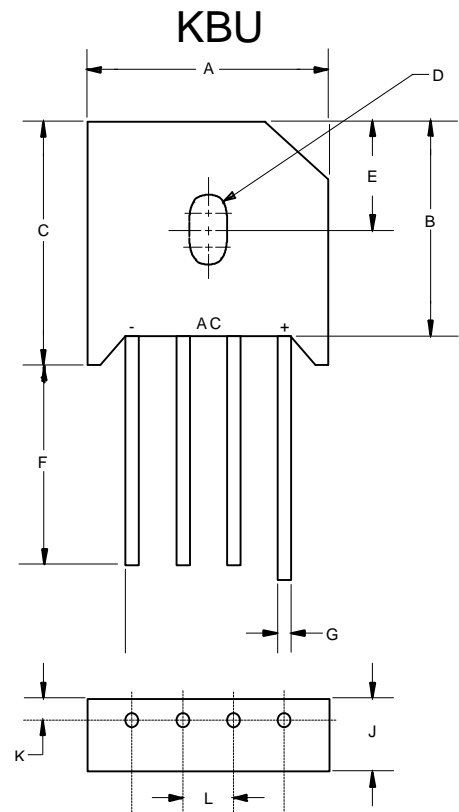
Maximum Ratings

- Operating Temperature: -50°C to +150°C
- Storage Temperature: -50°C to +150°C

Catalog Number	Device Marking	Maximum Recurrent Peak Reverse Voltage	Maximum RMS Voltage	Maximum DC Blocking Voltage
KBU801	KBU8A	50V	35V	50V
KBU802	KBU8B	100V	70V	100V
KBU803	KBU8D	200V	140V	200V
KBU804	KBU8G	400V	280V	400V
KBU805	KBU8J	600V	420V	600V
KBU806	KBU8K	800V	560V	800V
KBU807	KBU8M	1000V	700V	1000V

Electrical Characteristics @ 25°C Unless Otherwise Specified

Average Forward Current <small>(NOTE 1,2)</small>	$I_{F(AV)}$	8 A	$T_C = 100^\circ\text{C}$
Peak Forward Surge Current	I_{FSM}	200A	8.3ms, half sine
Maximum Instantaneous Forward Voltage	V_F	1.0V	$T_C = 25^\circ\text{C}$
Maximum DC Reverse Current At Rated DC Blocking Voltage	I_R	10 μA 300mA	$T_C = 25^\circ\text{C}$ $T_C = 100^\circ\text{C}$

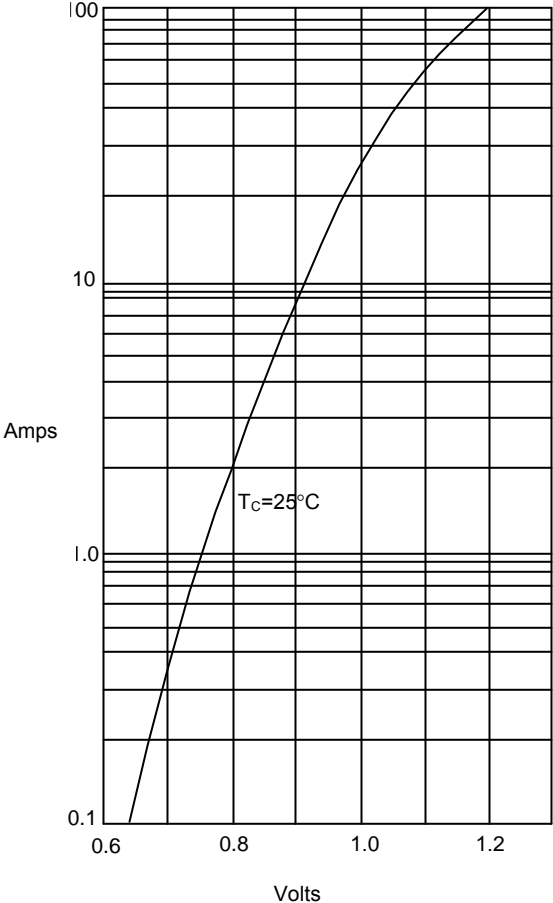


DIM	INCHES		MM		NOTE
	MIN	MAX	MIN	MAX	
A	.895	.935	22.7	23.7	
B	.600	.700	16.8	17.8	
C	.740	.780	18.8	19.8	NOM
D	.15 \varnothing x	.23L	3.8 \varnothing x	5.7L	HOLE
E	---	.300	---	7.5	NOM
F	.100	--	25.4	---	
G	.048	.052	1.2	1.3	
J	.268	.280	6.8	7.1	
K	---	.140	---	5.3	NOM
L	.180	.220	4.6	5.6	3PL

*Pulse Test: Pulse Width 300 μsec , Duty Cycle 2%

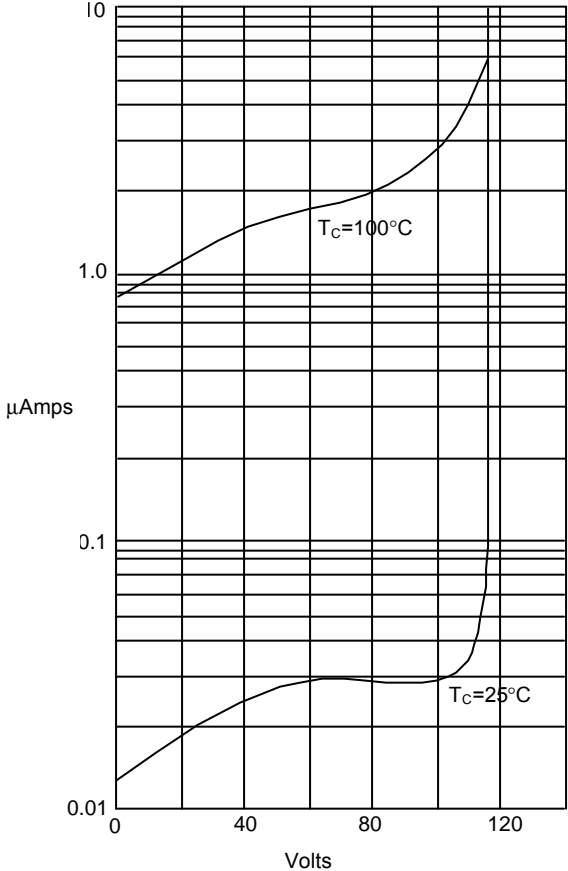
KBU801 thru KBU807

Figure 1
Typical Forward Characteristics



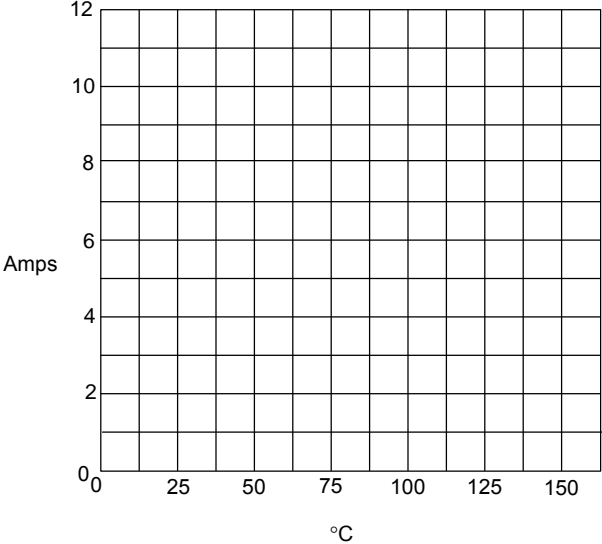
Instantaneous Forward Current - Amperes *versus*
Instantaneous Forward Voltage - Volts

Figure 2
Typical Reverse Characteristics



Instantaneous Reverse Leakage Current - MicroAmperes *versus*
Percent Of Rated Peak Reverse Voltage - Volts

Figure 3
Forward Derating Curve



Average Forward Rectified Current - Amperes *versus*
Ambient Temperature - °C