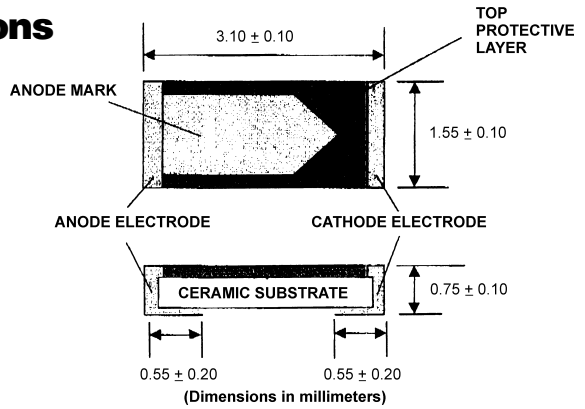


**Mechanical Dimensions**

CD4148

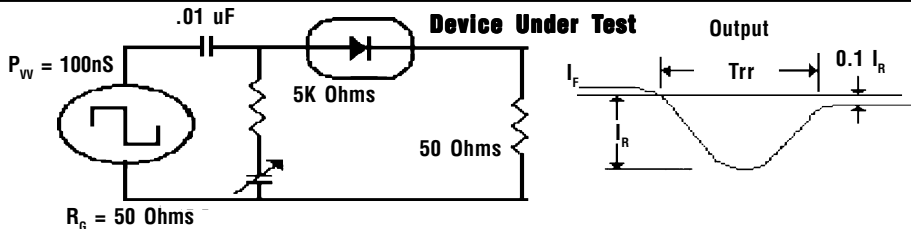
**CHIPPER™**



**Features**

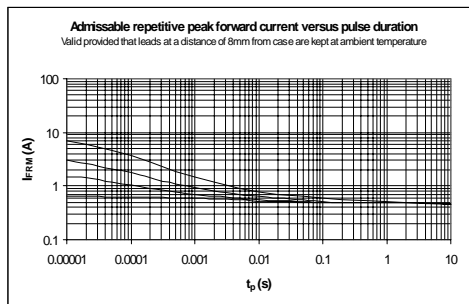
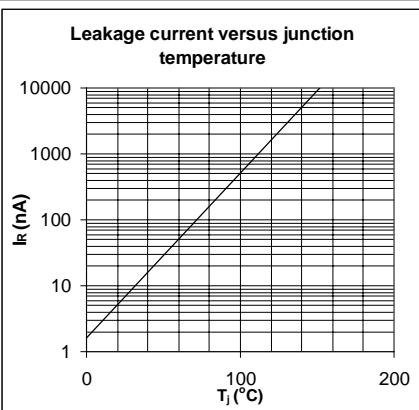
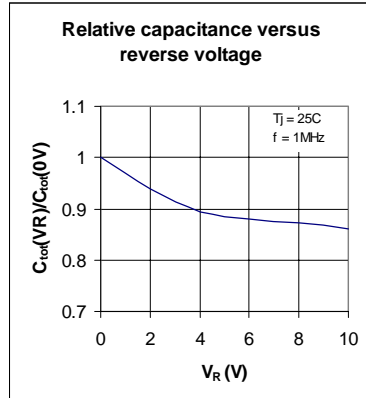
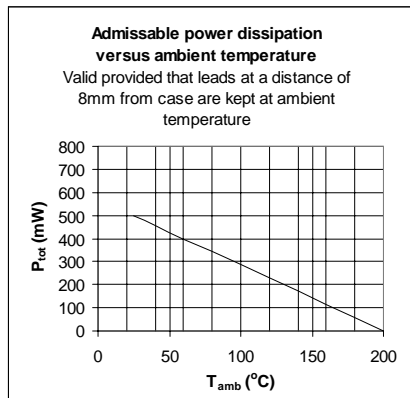
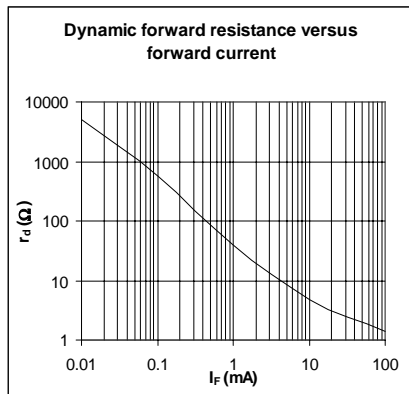
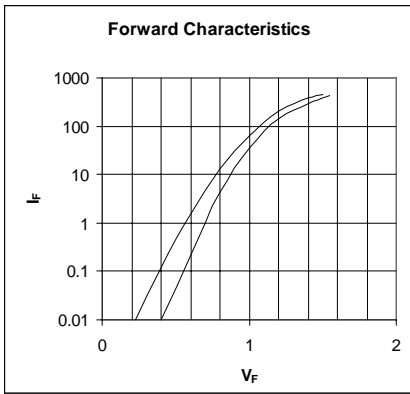
- INDUSTRY STANDARD 1206 PACKAGE/FOOTPRINT
- INTERNAL SOLDER CONSTRUCTION NO INTERMITTENT CONTACTS
- DUAL SIDE MOUNTING
- ELECTRICALLY IDENTICAL TO JEDEC 1N4148
- 350 mW POWER DISSIPATION

	CD4148	Units
<b>Maximum Ratings</b>		
Peak Reverse Voltage... $V_{RM}$	100	Volts
RMS Reverse Voltage... $V_{R(rms)}$	75	Volts
Peak Forward Current... $I_F$	200	mAmps
Peak Forward Surge Current... $I_{FSM}$	2000	mAmps
Power Dissipation... $P_D$	350	mW
Operating Temperature... $T_J$	175	°C
Storage Temperature Range... $T_{STRG}$	-55 to 150	°C
<b>Electrical Characteristics</b>		
Maximum Forward Voltage... $V_F$ @ $I_F = 10$ mA	1.0	Volts
Maximum DC Reverse Current... $I_R$ @ $V_R = 75$ v	5.0	μAmps
Maximum Diode Capacitance... $C_D$	4	pF
Maximum Reverse Recovery Time... $T_{RR}$	4	ns



# LEADLESS CHIP SIGNAL DIODE High Speed Switching

**CD4148**



Ratings at 25 Deg. C ambient temperature unless otherwise specified.

Single Phase Half Wave, 60 Hz Resistive or Inductive Load.

For Capacitive Load, Derate Current by 20%.