

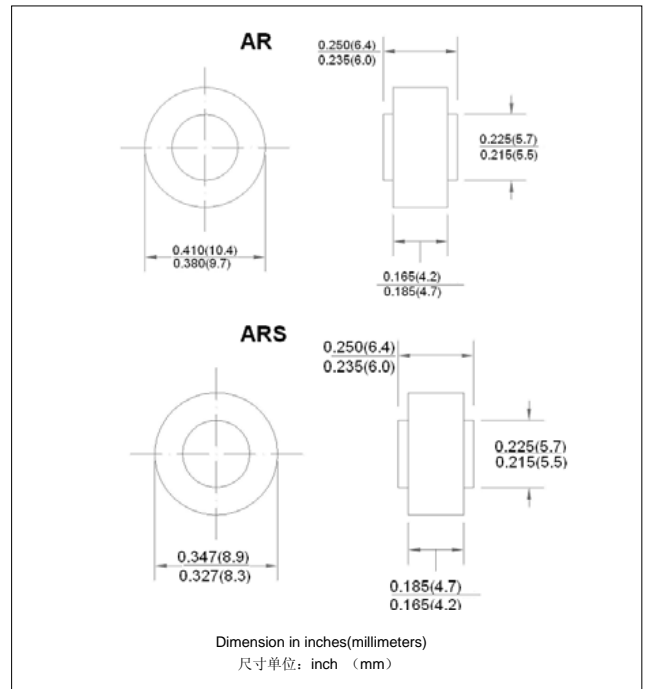


**特性: FEATURES**

- ◆大电流承受能力.High current capability
- ◆低成本.Low cost
- ◆扩散烧结. Diffused junction
- ◆正向压降低.Low forward voltage drop
- ◆低漏电. Low leakage current
- ◆高浪涌承受能力.High surge current capability
- ◆高温焊接保证: 250°C/10 秒.High temperature soldering guaranteed:  
250°C for 10 seconds

**机械性能: MECHANICAL DATA**

- ◆封 装: 模塑 AR/ARS 封装.Case: AR/ARS molded plastic
- ◆.端 子: 镀锡端子, 可焊接性符合MIL-STD-750,方法2026.  
Terminals: Solder plated, solderable per MIL-STD-750 Method 2026
- ◆极 性: 用阴颜色带表示. Polarity : indicated by cathode band
- ◆安 装 位置: 任意.Mounting Position: Any
- ◆重 量: 1.8 克. Weight: 1.8 grams (0.07ounce)



**极限值和电参数**

TA= 25°C除非另有规定. 单相,正半弦波,60HZ,阻抗或电感负载.为电容装载,减少电流的 20%

**MAXIMUM RATINGS AND ELECTRICAL CHARACTERISTICS**

Rating at 25°C Ambient temp. Unless otherwise specified.Single phase, half sine wave, 60HZ,resistive or inductive load.

型 号 TYPE	符 号	AR/ARS							单 位
		3500	3501	3502	3504	3506	3508	3510	
最大峰值反向电压 Maximum Current Peak Reverse Voltage	V <sub>RRM</sub>	50	100	200	400	600	800	1000	V
最大反向有效值电压 Working Peak Reverse Voltage	V <sub>RMS</sub>	35	70	140	280	420	560	700	V
最大直流截止电压 Maximum DC Blocking Voltage	V <sub>DC</sub>	50	100	200	400	600	800	1000	V
最大正向平均整流电流Ta=125°C, Maximum Average Forward Rectified Current	I <sub>F(AV)</sub>	35							A
峰值正向浪涌电流 Peak Forward Surge Current 8.3ms Single Sine-wave on Rated Load (JEDEC Method)	I <sub>FSM</sub>	400							A
最大瞬间正向压降@100A Maximum Instantaneous Forward Voltage Drop 100 A DC	V <sub>F</sub>	1.05							V
最大反向直流电流 Maximum DC Reverse Current Ta = 25°C at Rated DCBlocking Voltage Ta = 150°C	I <sub>R</sub>	1.0 200							μ A
典型结电容 Typical Junction Capacitance	C <sub>J</sub>	300							pF
工作及储存温度范围 Operating AND Storage Temperature Range	T <sub>J</sub> ,T <sub>STG</sub>	-55~+150							°C



FIG. 1 –输出电流曲线

FIG. 1 – DERATING CURVE FOR OUTPUT RECTIFIER CURRENT.

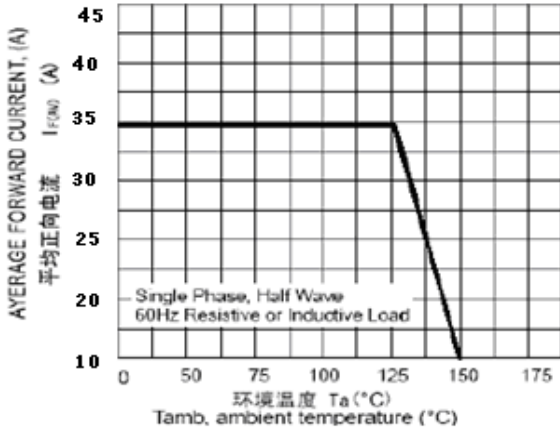


FIG. 3 –瞬间正向特性曲线

FIG.3–TYPICAL INSTANTANEOUS FORWARD CHARACTERISTICS

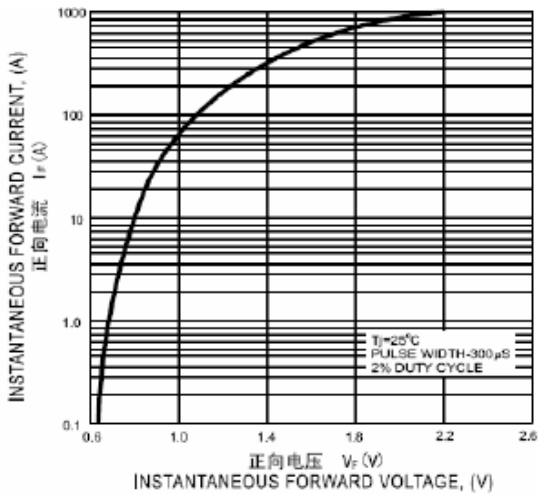


FIG. 5 –典型结电容

FIG. 5 – TYPICAL JUNCTION CAPACITANCE

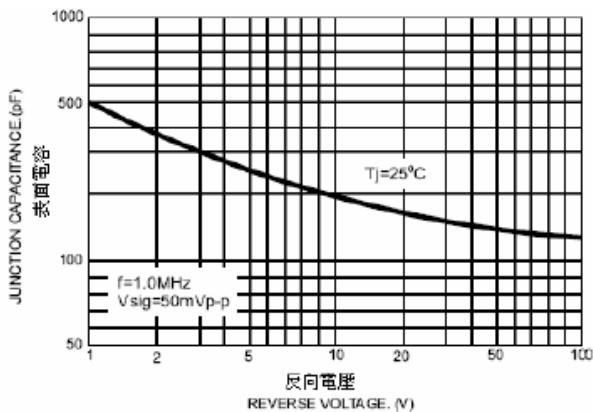


FIG 2 –浪涌特性曲线

FIG. 2 – MAXIMUM NON – REPETITIVE PEAK FORWARD SURGE CURRENT

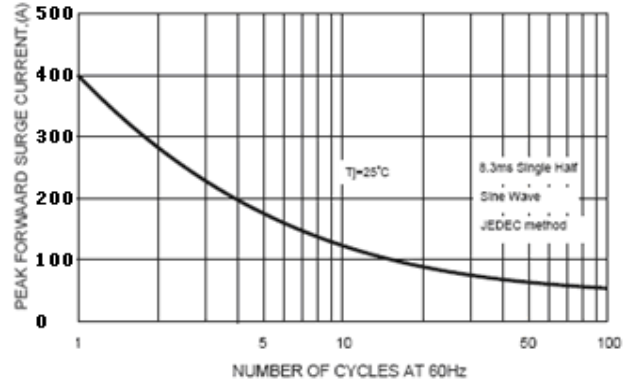


FIG.4 –反向特征曲线

FIG 4 – TYPICAL REVERSE CHARACTERISTICS

