


SMD Network Thick Film

Type MCN Series

Type MCN Series



The MCN is an innovative chip resistor network which combines a series of inline isolated 0402 or 0603 resistors into one package. Obvious savings in board space and number of placements are possible by specifying our resistor network packages. The package layer design prevents tombstoning when reflow soldering the chips. Supplied on 8mm tape.

Key Features

- Concave and Convex Terminal Style
- Improved Placement Efficiency
- Superior Solderability
- Nickel Barrier Layer
- Individually Value Marked

Characteristics - Electrical

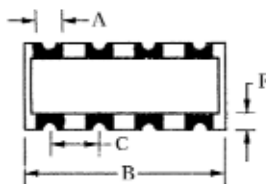
Number of Elements:	4
Element Size:	0402 / 0603
Power Rating:	0.063W per resistor
Resistance Range:	10R - 1Meg ohm (E24 series) $\pm 5\%$ 100R - 560K ohm (E96 series) 0603 1% only
Resistance Tolerance:	$\pm 1\%$ $\pm 5\%$ * Stock is $\pm 5\%$
Temperature Coefficient of Resistance:	± 400 ppm/ $^{\circ}$ C
Max. Working Voltage:	50 volts
Operating Temperature Range:	-55 $^{\circ}$ C to +155 $^{\circ}$ C
Maximum Rated Temperature:	+ 70 $^{\circ}$ C

Packaging

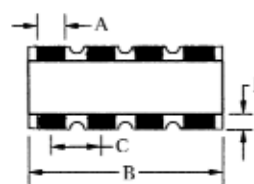
5000 on reel

Dimensions -

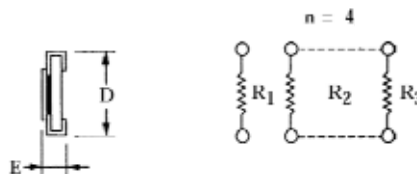
Type MCNT



Type MCNY



Schematic



Model	No. of Elements	Element Size	Dimensions					
			A	B	C	D	E	F
MCNY4	4	0402	0.3 \pm 0.05	2.0 \pm 0.1	0.5 \pm 0.05	1.0 \pm 0.10	0.45 \pm 0.1	0.2 \pm 0.15
MCNT4	4	0603	0.5 \pm 0.15	3.2 \pm 0.2	0.8 \pm 0.1	1.6 \pm 0.20	0.60 \pm 0.1	0.3 \pm 0.15
MCNY4	4	0603	0.5 \pm 0.10	3.2 \pm 0.3	0.8 \pm 0.1	1.6 \pm 0.20	0.50 \pm 0.1	0.3 \pm 0.15

How to Order MCNT4

Common Part	1E	103	F
MCNT4 - 4 Resistors Concave MCNY4 - 4 Resistors Convex	1E - 0402 1J - 0603	The first two digits are significant figures of resistance value. The third denotes the number of zeros following. e.g. 1K: 102 50K - 503 100K - 104	F $\pm 1\%$ J $\pm 5\%$ * * Standard

N.B. Take care when using these resistors close to the specified power ratings at the heat generated by a network is greater than that of equivalent individual chip resistors separately placed.