




SBL10xx, SBLF10xx & SBLB10xx Series

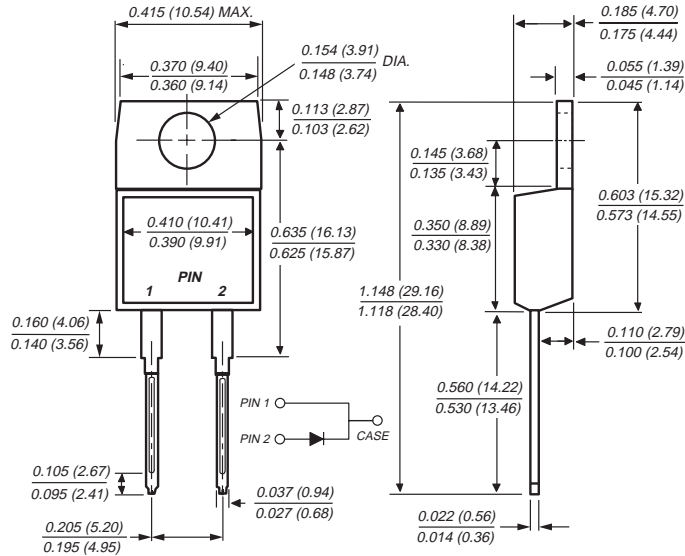
Vishay Semiconductors
formerly General Semiconductor

Schottky Barrier Rectifier

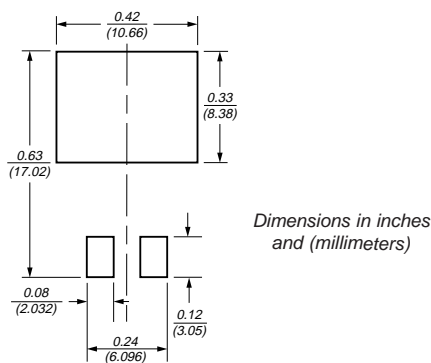
Reverse Voltage 30 and 40V
Forward Current 10A



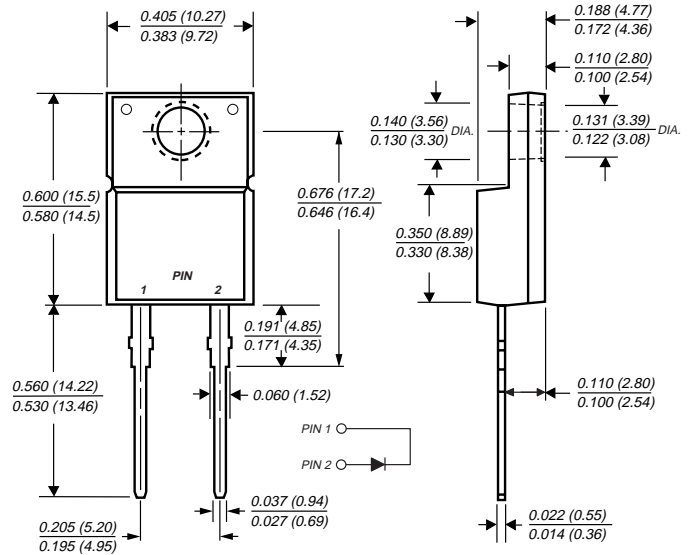
TO-220AC (SBL10xx)



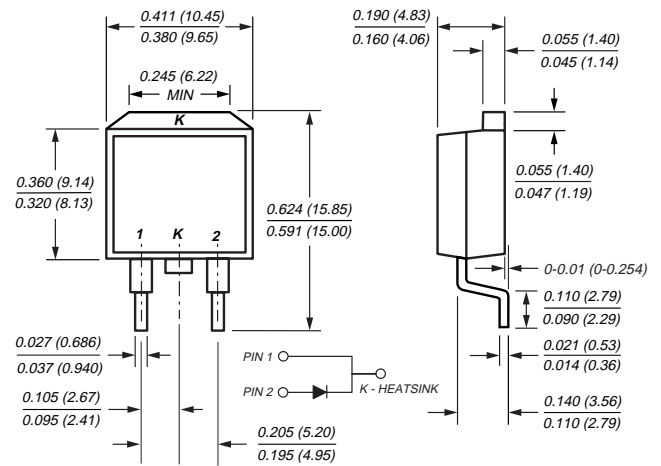
Mounting Pad Layout TO-263AB



ITO-220AC (SBLF10xx)



TO-263AB (SBLB10xx)



Features

- Plastic package has Underwriters Laboratory Flammability Classification 94V-0
- Dual rectifier construction, positive center tap
- Metal silicon junction, majority carrier conduction
- Low power loss, high efficiency
- Guardring for overvoltage protection
- For use in low voltage, high frequency inverters, free wheeling, and polarity protection applications
- High temperature soldering guaranteed: 250°C/10 seconds, 0.25" (6.35mm) from case

Mechanical Data

Case: JEDEC TO-220AC, ITO-220AC & TO-263AB molded plastic body

Terminals: Plated leads, solderable per MIL-STD-750, Method 2026

Polarity: As marked

Mounting Position: Any

Mounting Torque: 10 in-lbs maximum

Weight: 0.08 oz., 2.24 g

SBL10xx, SBLF10xx & SBLB10xx Series



Vishay Semiconductors
formerly General Semiconductor

Maximum Ratings (T_C = 25°C unless otherwise noted)

Parameter	Symbol	SBL1030	SBL1040	Unit
Maximum repetitive peak reverse voltage	V _{RRM}	30	40	V
Working peak reverse voltage	V _{RWM}	21	28	V
Maximum DC blocking voltage	V _{DC}	30	40	V
Maximum average forward rectified current at T _C = 110 °C	I _{F(AV)}	10		A
Peak forward surge current 8.3ms single half sine-wave superimposed on rated load (JEDEC Method)	I _{FSM}	250		A
Operating junction and storage temperature range	T _J , T _{STG}	-40 to +125		°C
RMS Isolation voltage (SBLF type only) from terminals to heatsink with t = 1 second, RH ≤ 30%	V _{ISOL}	4500 (NOTE 1) 3500 (NOTE 2) 1500 (NOTE 3)		V

Electrical Characteristics (T_C = 25°C unless otherwise noted)

Parameter	Symbol	Value	Unit
Maximum instantaneous forward voltage at 10A (Note 4)	V _F	0.60	V
Maximum instantaneous reverse current at DC blocking voltage (Note 4)	I _R	T _C = 25°C: 1.0 T _C = 100°C: 50	mA

Thermal Characteristics (T_C = 25°C unless otherwise noted)

Parameter	Symbol	SBL	SBLF	SBLB	Unit
Typical thermal resistance from junction to case per leg	R _{θJC}	2.0	5.0	2.0	°C/W

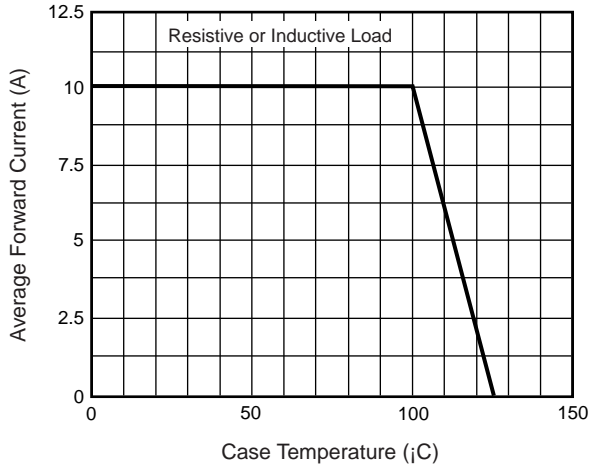
Notes:

- (1) Clip mounting (on case), where lead does not overlap heatsink with 0.110" offset
- (2) Clip mounting (on case), where leads do overlap heatsink
- (3) Screw mounting with 4-40 screw, where washer diameter is ≤ 4.9 mm (0.19")
- (4) Pulse test: 300µs pulse width, 1% duty cycle

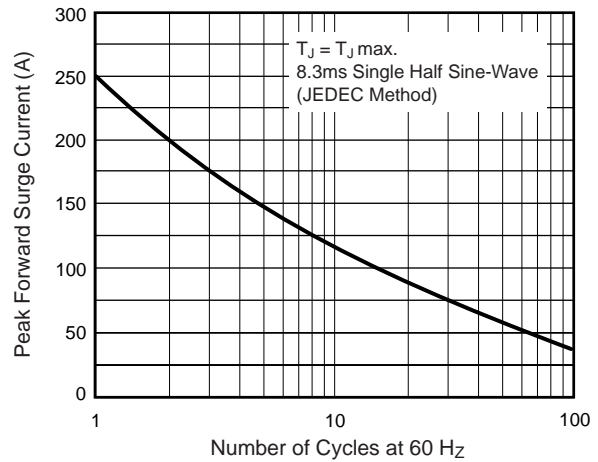


Ratings and Characteristic Curves ($T_A = 25^\circ\text{C}$ unless otherwise noted)

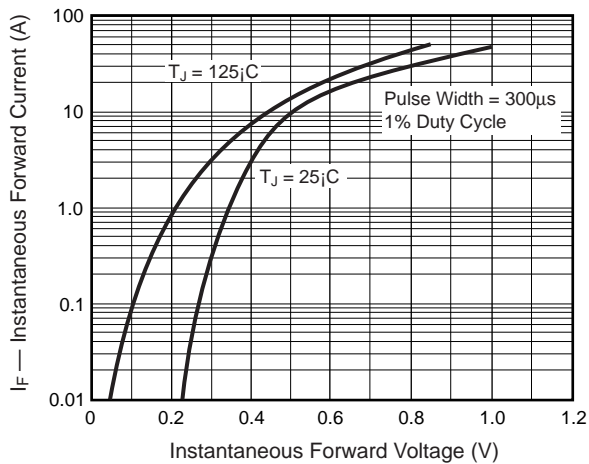
Forward Current Derating Curve



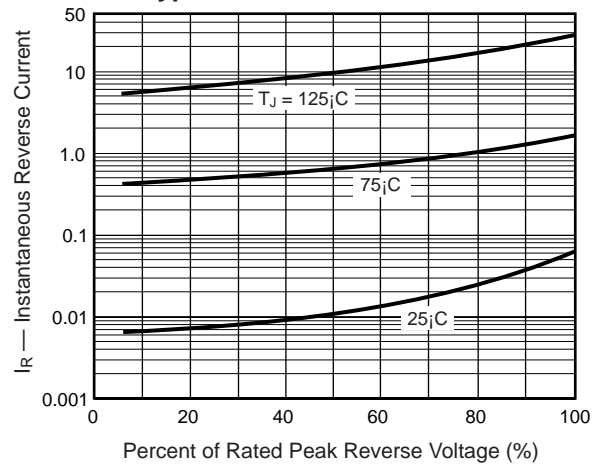
Maximum Non-Repetitive Peak Forward Surge Current



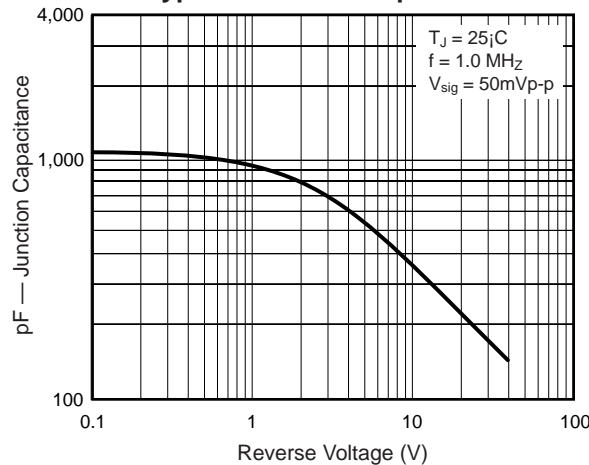
Typical Instantaneous Forward Characteristics



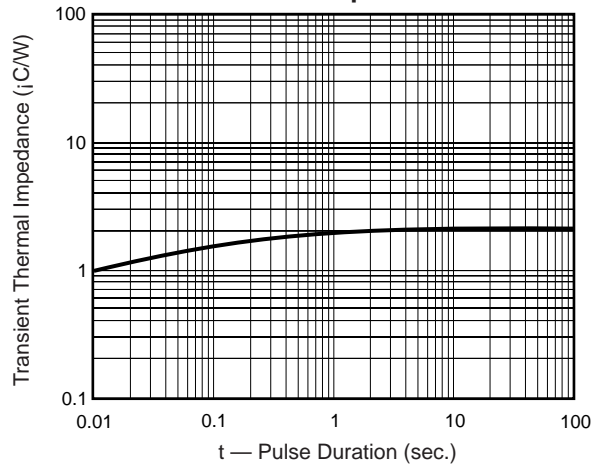
Typical Reverse Characteristics



Typical Junction Capacitance



Typical Transient Thermal Impedance





Notice

Specifications of the products displayed herein are subject to change without notice. Vishay Intertechnology, Inc., or anyone on its behalf, assumes no responsibility or liability for any errors or inaccuracies.

Information contained herein is intended to provide a product description only. No license, express or implied, by estoppel or otherwise, to any intellectual property rights is granted by this document. Except as provided in Vishay's terms and conditions of sale for such products, Vishay assumes no liability whatsoever, and disclaims any express or implied warranty, relating to sale and/or use of Vishay products including liability or warranties relating to fitness for a particular purpose, merchantability, or infringement of any patent, copyright, or other intellectual property right.

The products shown herein are not designed for use in medical, life-saving, or life-sustaining applications. Customers using or selling these products for use in such applications do so at their own risk and agree to fully indemnify Vishay for any damages resulting from such improper use or sale.