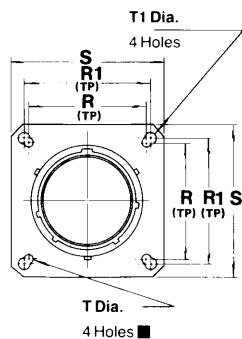
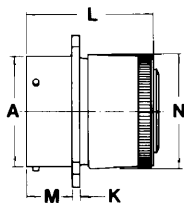


MF00 SE (MS3128)

wall mounting receptacle

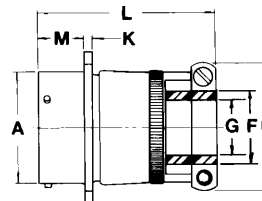


MS" E" Open Wire Seal



MF00SE-XX-XXX
MS3128E-XX-XXX

MS" F" Strain Relief



MF00SE-XX-XXX(SR)
MS3128F-XX-XXX

■ (MMC) located within .0025 of (TP)

Shell Size	Receptacle Front View					A Dia. +.001 -.005	K ±.016	M +.010 -.000	Receptacle Side View		Class MS" F"			
	R	R ¹	S Max.	T Dia. ±.005	T ¹ Dia. ±.005				Class MS" E"		F Min.	G Dia.	L Max.	N Max.
10	.719	.812	1.141	.120	.150	.590	.062	.462	1.328	.685	.297	.188	1.906	.891
12	.812	.938	1.266	.120	.150	.750	.062	.462	1.328	.813	.422	.312	1.906	1.016
14	.906	1.031	1.360	.120	.150	.875	.062	.462	1.328	.930	.547	.375	1.906	1.141
16	.969	1.125	1.453	.120	.150	1.000	.062	.462	1.328	1.057	.609	.500	2.000	1.203
18	1.062	1.203	1.532	.120	.150	1.125	.062	.462	1.328	1.175	.734	.625	2.000	1.469
20	1.156	1.297	1.688	.120	.150	1.250	.094	.556	1.359	1.301	.734	.625	2.172	1.469
22	1.250	1.375	1.766	.120	.150	1.375	.094	.556	1.359	1.428	.922	.750	2.172	1.656
24	1.375	1.500	1.891	.147	.150	1.500	.094	.589	1.422	1.533	.984	.800	2.234	1.750

All dimensions for reference only.