

7.4 x 3.4 x 1.8mm BUILT-IN CAPACITANCE CERAMIC RESONATOR

AWSCR-MGD

Pb in ceramic
(exempt per RoHS 2002/95/EC Annex (7))

RoHS
Compliant

AWSCR-MGD



7.4 x 3.4 x 1.8mm

FEATURES:

- Low resonant impedance
- Built-in load capacitors
- IR reflow capable

APPLICATIONS:

- Remote controls, Microprocessor clocks, Mobile phones, DVD & CD-Roms, Electric appliances, Industrial controllers
- Consumer electronics

STANDARD SPECIFICATIONS:

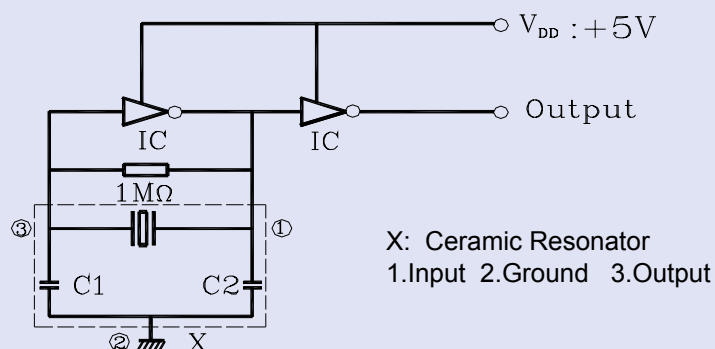
Item	Requirement
Frequency Range	1.84MHz to 8.00MHz
Resonant Impedance	See Table 2.1
Frequency Tolerance	± 0.5%
Frequency Stability	±0.3% max. (-25°C to +85°C)*
Withstanding Voltage	50V (DC , 1 min)
Rating Voltage	
(1) D.C.Voltage	6 V.D.C. max
(2) A.C. Voltage	15 Vp-p. max
Load Capacitance	See Table 2.1
Insulation Resistance	100MΩ min. (10V, 1min)
Operation Temperature	-25°C to +85°C *
Storage Temperature	-55°C to +85°C
Aging Rate (Fosc)	±0.3% max. (10 years)

* Please contact ABRACON for tighter stability and/or wider temperature range

Table 2.1

Frequency Range (MHz)	Resonant Impedance (Ro)(Ω)	Standard Load Capacitance C1=C2 (pF)
1.84 MHz - 2.40 MHz	100	33pF ±20%
2.41 MHz - 2.99 MHz	100	22pF ±20%
3.00 MHz - 3.49 MHz	50	
3.50 MHz - 8.00 MHz	30	

TEST CIRCUIT:



OPTIONS AND PART IDENTIFICATION:

AWSCR - X.XXMGD - C□□ - □

Frequency

Frequency in MHz

Load Capacitance

Contact ABRACON for Load Capacitance options

Packaging

T for Tape and Reel
(4,000pcs/reel)



7.4 x 3.4 x 1.8mm BUILT-IN CAPACITANCE CERAMIC RESONATOR

AWSCR-MGD

Pb in ceramic
(exempt per RoHS 2002/95/EC Annex (7))

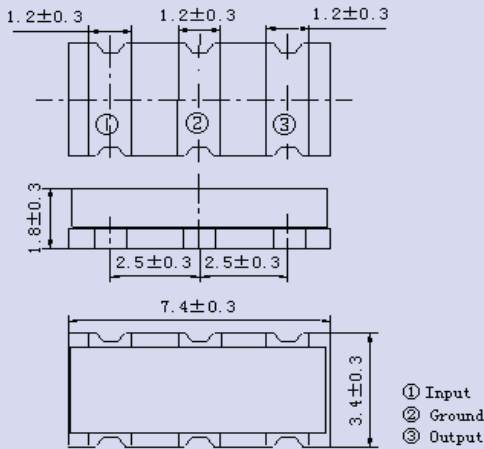
RoHS
Compliant

AWSCR-MGD

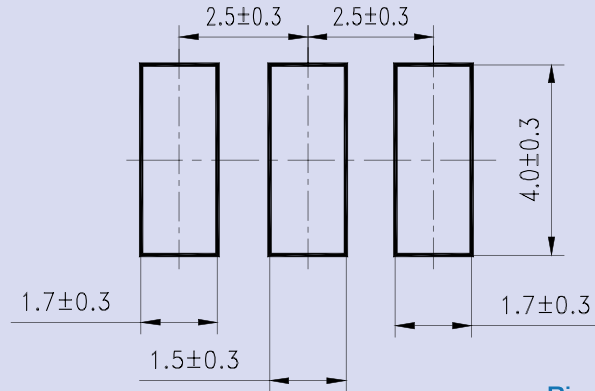


7.4 x 3.4 x 1.8mm

OUTLINE DRAWING:

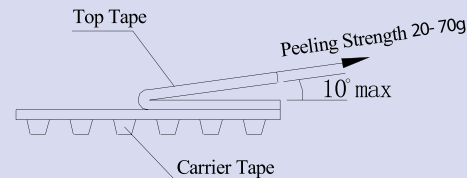
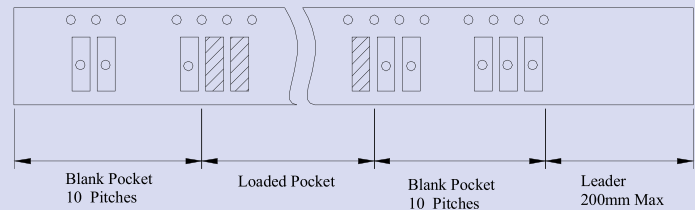
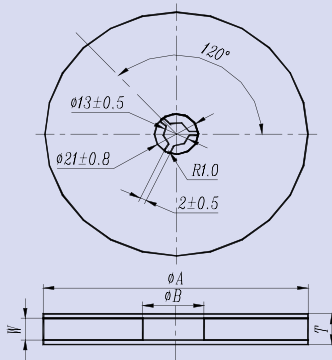


RECOMMENDED LAND PATTERN



Dimension : mm

TAPE & REEL: [4,000pcs/reel]



Dimension : mm

Φ A	Φ B	W	T	Pieces per reel	Carrier tape size
330±3	80min	16.4min	22.4max	4000typ.	16

CAUTION

- Do not apply excess mechanical stress to the component body or terminations. Do not attempt to re-form or bend the components as this will cause damage to the component.
- This component is not hermetically sealed. Do not clean or wash the component.
- Reflow soldering: Do not use strong acidity flux, such as flux with chlorine content of greater than 0.2wt% during reflow Soldering.
- Do not expose the component to open flame.
- This specification applies to the functionality of the component as a single unit. Customers are advised to insure that the component is thoroughly evaluated in the particular application.
- Shelf life: The warranted shelf life of this product is six months after the delivery date under the conditions of sealed, unopened, original packaging.
- Storage conditions: If the product is to be stored for a period greater than six months after the delivery date, it is recommended that customers confirm the solderability and characteristics for the product prior to use.
- This product is not recommended for use in the following applications: Automotive, Medical, Military, Safety, or any other high-reliability, life-dependant application. Contact Abracon Corporation prior to using this product when in doubt.